

STATISTICAL NEWS



FBoS Release No. 05, 2026

17th February, 2026

PROVISIONAL VISITOR ARRIVALS – JANUARY 2026

Provisional numbers show that visitor arrivals for January 2026 totaled 70,993, a slight increase of 0.3% compared to a year earlier. There is a decrease of 16.5% compared to December 2025, which recorded a total of 84,995 arrivals. In 2025 and 2024, visitor arrivals for January stood at 70,794 and 70,324 respectively.

Figure 1: Visitor Arrivals for January 2022 – 2026

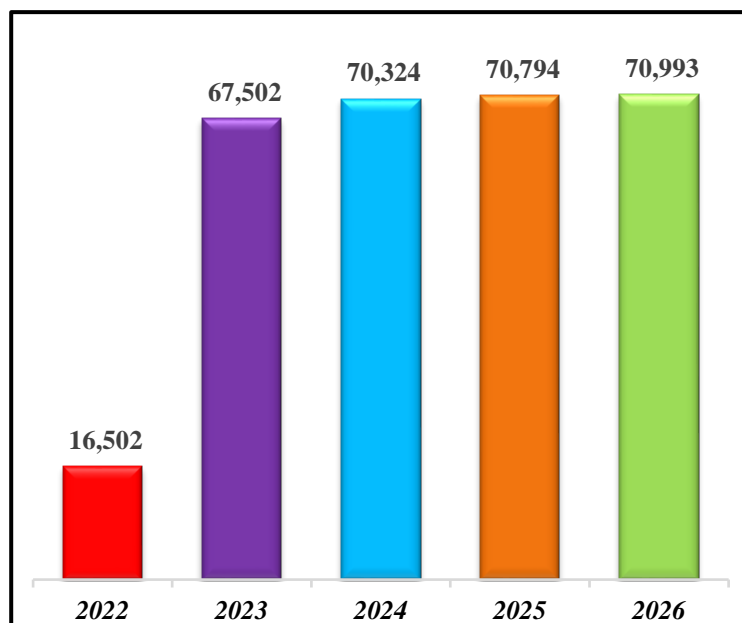



Figure 1 shows that visitor arrival numbers for January have been increasing for the past 5 years.

Of the 70,993 visitors, 70,560 came by air while 433 came by sea. The sea arrivals were mostly seamen on fishing vessels.

For January 2026 visitors arriving for holiday purposes accounted for 80.1% of total arrivals, 7.3% came to visit their friends or relatives, 1.7% came for business purposes, while 10.9% visited Fiji for other reasons

Figure 2: Visitor Arrivals by Major Source Markets – January 2026



*NB: Percentage calculated based on actual numbers

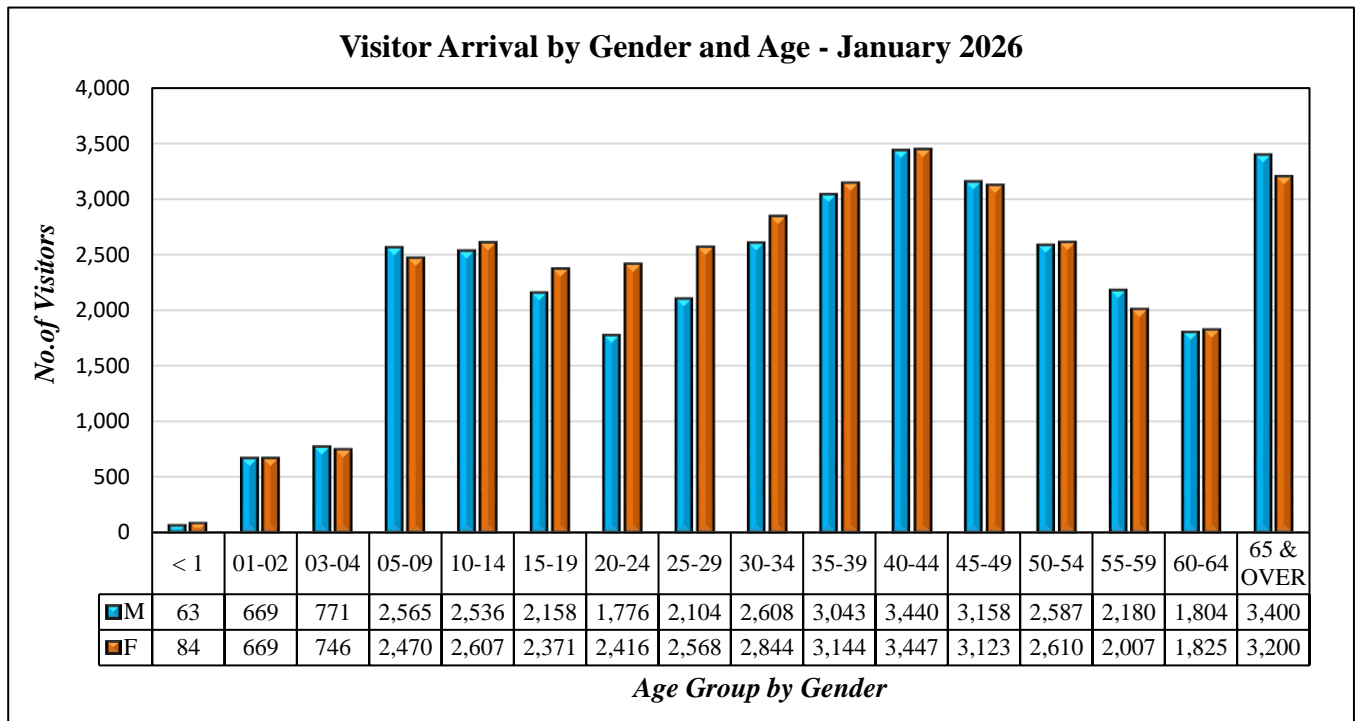
The major source markets for Visitor Arrivals in Fiji accounted for 90.1% and remain the major source markets in January 2026.

Visitors by Gender and Age

The majority of visitors were in the age range of 25-64 years (59.9%), which accounts for the vast majority of the working age population. Children aged 14 and below accounted for 18.6% of the January visitor arrivals; 12.3% were youths aged 15-24 with the remaining of 9.3% comprising those in the predominantly retirement age group of 65 and over.

Figure 3 below shows a significant gender differential in the age groups 15-19, 20-24, 25-29, 30-34, 35-39, 55-59 and 65 & over.

Figure 3: Visitor Arrivals by Gender and Age – January 2026



Resident Departures for January 2026

A total of 19,500 Fiji Residents departed our shores during the month of January of which 17,823 or 91.4% were for a short-term absence of under three months and 857 or 4.4% were for over three months and within 12 months period. A total of 820 or 4.2% of resident departures were for a longer-term absence of 1 year or more.

The reasons for departure as reported by residents leaving for a short-term absence were as follows;

- Holiday – 54.5%
- Visiting Friends or Relatives – 37.6%
- Business – 3.6%
- Employment – 1.7%
- Education/Training – 1.3%
- Others – 1.3%

Table 1: Resident Departures for January 2026 by Purpose of Visit and Length of Absence.

Purpose of Visit	Length of Absence				Grand Total	% To Total
	Under 3 months	3 months - 12 months	1 year - 5 years	Over 5 years or Permanently		
Holiday	9,710 (54.5%)	0	0	0	9,710	49.8%
Visiting Friends or Relatives	6,702 (37.6%)	0	0	0	6,702	34.4%
Business	639 (3.6%)	33	12	0	684	3.5%
Employment	305 (1.7%)	503	65	0	873	4.5%
Education/Training	236 (1.3%)	283	332	0	851	4.4%
Emigration	0	0	122	138	260	1.3%
Others	231 (1.3%)	38	39	112	420	2.2%
Grand Total	17,823 (100%)	857	570	250	19,500	
% To Grand Total	91.4%	4.4%	2.9%	1.3%		100.0%

Note: Percentage may not sum to 100% due to rounding of figures.

For more information on Visitor Arrivals Statistics refer to the following attached tables:

- Table 1:** Arrivals and Departures: Number of Residents, Visitors and Persons in Transit;
- Table 2:** Visitor Arrivals by Country of Residence;
- Table 3:** Visitor Arrivals by Purpose of Visit;
- Table 4:** Visitor Arrivals from Continental Europe;
- Table 5:** Visitor Arrivals by Country of Residence, Sex and Age – January 2026; and
- Table 6:** Resident Departure by Final Destination and by Purpose of Absence – January 2026.

For further enquiries please contact Ms. Matelita Drodro on email mdrodro@statsfiji.gov.fj or telephone 3315822 (ext. 386 225) or direct line 323 0825.



Apisalome Tamani [Mr.]
Acting Chief Executive – Fiji Bureau of Statistics

Reproduction of Material

Any table or material published in this release may be reproduced and published without the Fiji Bureau of Statistics prior approval. However, the source of information should always be identified and acknowledged in all modes of presentation.

TABLE 1

ARRIVALS AND DEPARTURES : NUMBER OF RESIDENTS, VISITORS AND PERSONS IN TRANSIT

YEAR/ MONTH	ARRIVALS			DEPARTURES			TOTAL IN TRANSIT	PASSENGER MOVEMENTS	
	RESIDENT	VISITORS	TOTAL	RESIDENT	VISITORS	TOTAL			
2022		67,353	636,312	703,665	109,368	571,874	681,242	114,062	1,498,969
2023		139,148	929,740	1,068,888	186,017	862,116	1,048,133	260,962	2,377,983 [p]
2024		152,549	982,938	1,135,487	200,627	836,183	1,036,810	311,030	2,483,327 [p]
2025		165,449	986,367	1,151,816	203,793	903,759	1,107,552	354,996	2,614,364 [p]
2023	January	14,291	67,502	81,793	15,302	73,592	88,894	24,021	194,708 [p]
	February	9,263	47,234	56,497	12,092	44,936	57,028	21,279	134,804 [p]
	March	11,160	60,548	71,708	13,046	53,593	66,639	21,124	159,471 [p]
	April	10,500	76,961	87,461	14,169	68,462	82,631	19,041	189,133 [p]
	May	11,922	75,147	87,069	15,323	70,280	85,603	17,587	190,259 [p]
	June	10,154	90,460	100,614	14,666	76,047	90,713	17,769	209,096 [p]
	July	10,943	93,483	104,426	15,069	91,059	106,128	19,177	229,731 [p]
	August	9,938	87,368	97,306	14,668	81,772	96,440	19,654	213,400 [p]
	September	11,618	90,439	102,057	15,657	81,976	97,633	20,672	220,362 [p]
	October	14,377	83,030	97,407	15,274	85,031	100,305	24,070	221,782 [p]
	November	11,152	74,748	85,900	17,049	72,237	89,286	23,121	198,307 [p]
	December	13,830	82,820	96,650	23,702	63,131	86,833	33,447	216,930 [p]
2024	January	20,040	70,324	90,364	19,224	75,164	94,388	34,943	219,695 [p]
	February	12,039	54,732	66,771	14,518	49,975	64,493	24,629	155,893 [p]
	March	12,485	69,335	81,820	15,391	57,921	73,312	22,394	177,526 [p]
	April	11,979	77,292	89,271	16,020	71,001	87,021	23,124	199,416 [p]
	May	12,371	82,901	95,272	16,182	69,557	85,739	22,715	203,726 [p]
	June	10,186	92,571	102,757	14,026	76,545	90,571	23,123	216,451 [p]
	July	10,106	98,332	108,438	15,223	77,055	92,278	27,013	227,729 [p]
	August	9,399	94,787	104,186	14,648	73,119	87,767	23,929	215,882 [p]
	September	9,798	92,591	102,389	16,122	63,378	79,500	24,750	206,639 [p]
	October	12,826	89,388	102,214	14,424	80,316	94,740	26,123	223,077 [p]
	November	14,523	76,845	91,368	19,038	74,103	93,141	23,018	207,527 [p]
	December	16,797	83,840	100,637	25,811	68,049	93,860	35,269	229,766 [p]
2025	January	20,755	70,794	91,549	18,530	76,825	95,355	35,347	222,251 [p]
	February	12,766	49,483	62,249	14,340	46,719	61,059	27,064	150,372 [p]
	March	12,158	63,842	76,000	14,031	57,396	71,427	26,603	174,030 [p]
	April	13,305	80,363	93,668	15,642	70,767	86,409	30,315	210,392 [p]
	May	14,295	86,587	100,882	16,835	76,025	92,860	31,099	224,841 [p]
	June	11,719	92,693	104,412	14,989	80,359	95,348	29,266	229,026 [p]
	July	12,893	99,311	112,204	15,667	94,361	110,028	30,332	252,564 [p]
	August	11,543	99,737	111,280	16,338	86,898	103,236	27,308	241,824 [p]
	September	13,691	92,344	106,035	15,961	84,114	100,075	25,615	231,725 [p]
	October	12,859	88,255	101,114	15,954	87,526	103,480	29,251	233,845 [p]
	November	12,898	77,963	90,861	19,537	75,091	94,628	25,369	210,858 [p]
	December	16,567	84,995	101,562	25,969	67,678	93,647	37,427	232,636 [p]
2026	January	22,398	70,993	100,391	19,500	79,069	98,569	36,059	228,019 [p]

Note: 1. [p] provisional, [r] revised
 Source: Fiji Immigration Department

TABLE 2

VISITOR ARRIVALS BY COUNTRY OF RESIDENCE

YEAR/MONTH	AUSTRALIA	NEW ZEALAND	USA	CANADA	UNITED KINGDOM	CONTINENTAL EUROPE	JAPAN	SOUTH KOREA	CHINA	INDIA	SINGAPORE	REST OF ASIA	PACIFIC ISLANDS	OTHERS	TOTAL	
2022	345,149	152,863	69,897	9,879	5,888	10,817	854	709	5,756	2,109	1,625	8,660	21,578	528	636,312	
2023	434,533	220,963	99,518	21,853	10,680	25,921	7,748	1,774	25,921	6,135	1,944	15,223	54,221	3,306	929,740 [p]	
2024	455,228	225,928	107,821	20,181	12,079	30,497	9,474	2,088	30,535	5,678	1,663	15,574	62,227	3,965	982,938 [p]	
2025	452,422	219,301	118,148	20,466	13,607	32,757	8,630	1,700	28,602	5,314	1,423	15,056	64,530	4,411	986,367 [p]	
2023	January	37,269	12,934	5,359	1,735	914	2,358	114	84	833	267	136	878	4,417	204	67,502 [p]
	February	20,665	8,072	6,075	1,701	788	1,713	137	107	889	895	46	909	4,945	292	47,234 [p]
	March	28,971	10,968	7,809	2,193	951	1,829	76	80	1,118	433	142	1,259	4,502	217	60,548 [p]
	April	37,137	17,337	7,968	1,886	780	2,668	784	135	2,351	451	111	1,133	3,812	408	76,961 [p]
	May	34,713	18,026	8,336	1,946	801	2,088	742	141	2,019	553	128	1,293	4,109	252	75,147 [p]
	June	41,615	24,832	10,260	1,437	846	1,677	580	226	2,464	498	186	1,374	4,223	242	90,460 [p]
	July	40,523	25,980	10,575	1,933	1,078	2,238	987	209	3,062	436	144	1,370	4,733	215	93,483 [p]
	August	35,765	24,241	9,215	1,782	1,060	2,620	1,296	172	3,876	448	202	1,892	4,442	357	87,368 [p]
	September	42,564	24,708	8,092	1,554	640	2,010	960	156	2,991	418	143	1,771	4,164	268	90,439 [p]
	October	37,844	20,308	9,266	1,935	900	2,393	698	113	2,656	490	125	1,156	4,761	385	83,030 [p]
	November	36,031	16,082	8,490	1,913	755	1,912	705	178	1,652	509	138	972	5,152	259	74,748 [p]
	December	41,436	17,475	8,073	1,838	1,167	2,415	669	173	2,010	737	443	1,216	4,961	207	82,820 [p]
2024	January	34,671	14,834	6,675	1,686	1,029	2,664	505	216	2,076	462	112	854	4,152	388	70,324 [p]
	February	20,405	9,253	7,684	1,930	943	2,101	885	149	3,692	439	90	1,024	5,824	313	54,732 [p]
	March	32,008	13,010	8,656	1,999	1,102	2,565	874	116	2,244	431	111	1,450	4,301	468	69,335 [p]
	April	36,407	18,234	8,018	1,389	820	2,392	624	129	2,747	499	126	1,271	4,422	214	77,292 [p]
	May	38,944	19,627	9,232	1,488	874	2,201	799	136	2,202	468	210	1,192	5,299	229	82,901 [p]
	June	42,530	23,612	11,359	1,470	1,054	2,148	844	109	2,120	448	140	1,377	5,081	279	92,571 [p]
	July	42,029	27,676	11,440	1,785	1,154	2,658	903	258	3,107	489	94	1,440	4,924	375	98,332 [p]
	August	40,721	24,275	10,220	1,707	1,212	3,389	1,220	450	3,535	638	146	1,744	5,126	404	94,787 [p]
	September	44,254	22,625	7,923	1,444	1,026	3,083	1,000	128	2,833	488	122	1,296	5,823	546	92,591 [p]
	October	42,749	21,307	8,852	1,752	982	2,804	635	112	2,166	385	72	1,293	5,919	360	89,388 [p]
	November	37,868	14,655	8,776	1,742	835	2,403	571	162	1,946	460	154	1,284	5,769	220	76,845 [p]
	December	42,642	16,820	8,986	1,789	1,048	2,089	614	123	1,867	471	286	1,349	5,587	169	83,840 [p]
2025	January	35,430	12,373	7,325	1,467	1,093	2,928	571	118	2,570	310	90	818	5,201	500	70,794 [p]
	February	17,812	8,626	7,297	1,492	996	2,141	708	90	2,013	397	67	966	6,632	246	49,483 [p]
	March	26,434	10,885	10,276	1,950	1,033	2,447	882	120	2,040	379	73	1,398	5,690	235	63,842 [p]
	April	39,737	17,424	8,429	1,601	1,010	2,336	377	109	2,127	378	84	1,171	5,179	401	80,363 [p]
	May	38,632	19,613	11,418	1,889	1,175	2,882	555	177	2,377	688	101	1,248	5,432	400	86,587 [p]
	June	40,903	24,897	12,588	1,490	960	2,208	666	153	2,280	548	97	1,473	4,042	388	92,693 [p]
	July	44,972	25,311	12,226	1,968	1,373	2,868	730	143	2,860	343	141	1,375	4,650	351	99,311 [p]
	August	41,786	26,431	11,898	1,865	1,614	3,926	1,437	207	3,208	472	207	1,445	4,866	375	99,737 [p]
	September	44,187	22,821	8,906	1,515	935	2,767	749	120	2,650	391	101	1,243	5,509	450	92,344 [p]
	October	41,288	20,323	9,375	1,713	1,095	3,021	701	201	2,392	424	130	1,687	5,561	344	88,255 [p]
	November	38,227	14,395	9,211	1,808	991	2,828	665	137	2,092	519	124	935	5,694	337	77,963 [p]
	December	43,014	16,202	9,199	1,708	1,332	2,405	589	125	1,993	465	208	1,297	6,074	384	84,995 [p]
	January	36,387	12,512	7,551	1,893	1,266	2,622	559	158	1,754	367	63	886	4,490	485	70,993 [p]

Note 1. As from January 2026, Singapore is separated from Rest of Asia, while Hong Kong included ; 2. [p] provisional, [r] revised.

Source: Fiji Immigration Department

TABLE 3

VISITOR ARRIVALS BY PURPOSE OF VISIT

PERIOD	BUSINESS	OFFICIAL CONFERENCE	HOLIDAY	VISITING FRIENDS/ RELATIVES	EDUCATION/ TRAINING	OTHERS	TOTAL	
2022	13,143	4,164	519,797	60,837	2,615	35,756	636,312	
2023	21,998	10,418	734,153	70,269	2,786	90,116	929,740 [p]	
2024	21,232	10,942	776,784	81,907	2,328	89,745	982,938 [p]	
2025	21,513	11,184	779,447	80,871	2,404	90,948	986,367 [p]	
2023	January	961	452	52,845	4,335	581	8,328	67,502 [p]
	February	1,779	983	33,371	3,876	1,359	5,866	47,234 [p]
	March	2,403	1,087	46,468	3,718	121	6,751	60,548 [p]
	April	1,783	824	61,605	6,088	154	6,507	76,961 [p]
	May	2,275	902	60,117	4,832	66	6,955	75,147 [p]
	June	1,837	989	71,434	8,750	63	7,387	90,460 [p]
	July	1,855	725	75,361	7,516	176	7,850	93,483 [p]
	August	1,678	821	69,592	7,004	109	8,164	87,368 [p]
	September	1,529	963	73,178	6,830	66	7,873	90,439 [p]
	October	2,740	1,266	65,607	5,877	36	7,504	83,030 [p]
	November	2,110	1,149	58,345	4,900	36	8,208	74,748 [p]
	December	1,048	257	66,230	6,543	19	8,723	82,820 [p]
2024	January	1,197	417	55,613	3,929	183	8,985	70,324 [p]
	February	1,949	994	39,788	4,399	1,263	6,339	54,732 [p]
	March	1,719	905	54,614	5,245	149	6,703	69,335 [p]
	April	1,982	1,047	59,736	7,721	66	6,740	77,292 [p]
	May	2,042	1,083	65,434	6,469	38	7,835	82,901 [p]
	June	1,899	804	74,613	8,141	60	7,054	92,571 [p]
	July	1,605	807	78,586	9,747	237	7,350	98,332 [p]
	August	1,654	972	74,834	9,833	117	7,377	94,787 [p]
	September	1,892	1,067	75,565	7,361	83	6,623	92,591 [p]
	October	2,201	1,230	71,823	5,757	37	8,340	89,388 [p]
	November	2,096	1,287	60,612	5,803	31	7,016	76,845 [p]
	December	996	329	65,566	7,502	64	9,383	83,840 [p]
2025	January	1,023	444	55,877	5,071	197	8,182	70,794 [p]
	February	1,562	901	34,727	4,661	1,460	6,172	49,483 [p]
	March	1,802	845	47,602	5,309	110	8,174	63,842 [p]
	April	1,710	919	64,582	6,315	85	6,752	80,363 [p]
	May	2,285	1,042	68,857	6,098	36	8,269	86,587 [p]
	June	2,009	888	74,582	7,643	70	7,501	92,693 [p]
	July	1,893	854	78,877	8,859	209	8,619	99,311 [p]
	August	1,821	993	81,027	8,468	85	7,343	99,737 [p]
	September	2,091	1,200	75,794	5,787	47	7,425	92,344 [p]
	October	2,291	1,483	69,397	7,005	51	8,028	88,255 [p]
	November	1,887	1,221	61,977	6,268	34	6,576	77,963 [p]
	December	1,139	394	66,148	9,387	20	7,907	84,995 [p]
	January	1,215	326	56,890	5,164	365	7,033	70,993 [p]

Note: 1. [p] provisional, [r] revised

Source: Fiji Immigration Department

TABLE 4

VISITOR ARRIVALS FROM CONTINENTAL EUROPE

YEAR/ MONTH		SPAIN	FRANCE	ITALY	SWITZERLAND	NETHERLANDS	GERMANY	AUSTRIA	DENMARK	FINLAND	NORWAY	RUSSIA	SWEDEN	REST OF EUROPE	TOTAL
	2022	757	1,840	1,289	632	520	2,118	243	665	128	323	121	312	1,869	10,817
	2023	1,309	4,133	2,309	1,645	1,419	6,564	658	1,152	367	446	593	643	4,683	25,921 [p]
	2024	1,653	6,804	2,512	2,016	1,469	6,483	694	1,119	322	500	767	606	5,552	30,497 [p]
	2025	1,966	6,561	2,589	2,005	1,618	7,614	874	1,071	355	507	904	674	6,019	32,757 [p]
2023	January	76	244	69	161	109	974	86	87	42	60	39	63	348	2,358 [p]
	February	57	217	70	113	106	545	42	44	19	45	52	60	343	1,713 [p]
	March	72	179	56	156	117	547	58	97	56	16	24	65	386	1,829 [p]
	April	82	307	63	227	136	921	90	274	26	56	47	66	373	2,668 [p]
	May	90	497	127	140	138	511	36	64	16	18	52	34	365	2,088 [p]
	June	91	305	227	94	74	362	32	55	39	40	25	63	270	1,677 [p]
	July	136	383	279	141	156	423	50	119	7	39	38	53	414	2,238 [p]
	August	204	381	598	121	138	519	49	40	22	19	38	48	443	2,620 [p]
	September	105	238	265	102	91	366	54	142	12	22	108	31	474	2,010 [p]
	October	151	355	347	157	114	552	44	99	50	38	68	46	372	2,393 [p]
	November	121	277	106	100	101	433	56	58	39	53	43	45	480	1,912 [p]
	December	124	750	102	133	139	411	61	73	39	40	59	69	415	2,415 [p]
2024	January	81	684	88	189	110	619	79	83	34	25	67	64	541	2,664 [p]
	February	60	338	92	147	84	649	72	56	36	27	50	49	441	2,101 [p]
	March	129	448	99	167	131	851	87	135	23	31	28	54	382	2,565 [p]
	April	144	549	100	179	105	570	54	172	22	63	48	38	348	2,392 [p]
	May	131	603	132	126	80	537	46	58	28	17	61	38	344	2,201 [p]
	June	120	570	227	109	100	387	30	57	21	57	60	58	352	2,148 [p]
	July	119	562	260	285	189	487	47	73	18	58	54	53	453	2,658 [p]
	August	251	836	666	128	183	432	57	111	7	36	66	52	564	3,389 [p]
	September	167	676	350	164	143	487	47	121	32	70	154	52	620	3,083 [p]
	October	176	514	322	192	143	560	64	126	27	28	55	48	549	2,804 [p]
	November	117	585	112	197	77	476	72	57	42	40	42	39	547	2,403 [p]
	December	158	439	64	133	124	428	39	70	32	48	82	61	411	2,089 [p]
2025	January	116	532	124	209	93	1,005	86	92	40	37	63	62	469	2,928 [p]
	February	80	412	104	116	95	562	76	77	24	30	58	44	463	2,141 [p]
	March	88	409	102	166	92	738	50	109	47	22	55	54	515	2,447 [p]
	April	124	458	109	179	153	598	61	145	42	36	73	38	320	2,336 [p]
	May	115	669	198	159	128	733	48	89	17	57	68	72	529	2,882 [p]
	June	105	701	188	92	88	487	37	34	21	30	50	33	342	2,208 [p]
	July	210	725	233	168	140	533	79	103	20	59	67	55	476	2,868 [p]
	August	364	719	717	130	214	677	91	76	9	39	97	35	758	3,926 [p]
	September	238	502	248	188	159	503	74	75	25	36	146	40	533	2,767 [p]
	October	208	545	282	196	164	648	98	131	28	57	63	58	543	3,021 [p]
	November	187	493	176	230	137	605	94	72	35	62	78	88	571	2,828 [p]
	December	131	396	108	172	155	525	80	68	47	42	86	95	500	2,405 [p]
	January	106	378	125	191	135	637	75	78	40	71	164	65	557	2,622 [p]

Note :1. As from January 2011, Russia was excluded from Rest of Europe and Belgium included ; 2. [p] provisional, [r] revised.

Source: Fiji Immigration Department

TABLE 5

VISITOR ARRIVALS BY COUNTRY OF RESIDENCE, SEX AND AGE - JANUARY 2026

AGE GROUP YEARS	AUSTRALIA		NEW ZEALAND		USA		CANADA		UNITED KINGDOM		CONTINENTAL EUROPE		CHINA		OTHERS		TOTAL		TOTAL	%
	M	F	M	F	M	F	M	F	M	F	M	F	M	F	M	F	M	F		
< 1	33	39	11	22	5	13	5	4	0	1	2	2	0	0	7	3	63	84	147	0.2
01-02	429	454	133	109	31	26	14	12	8	2	6	15	2	3	46	48	669	669	1,338	1.9
03-04	514	520	134	118	26	34	18	13	4	1	18	8	6	2	51	50	771	746	1,517	2.1
05-09	1,791	1,690	438	420	86	103	39	33	6	7	43	50	12	17	150	150	2,565	2,470	5,035	7.1
10-14	1,648	1,721	496	468	103	114	35	39	11	4	26	44	15	25	202	192	2,536	2,607	5,143	7.2
15-19	1,185	1,439	456	432	114	100	30	30	23	15	59	38	30	26	261	291	2,158	2,371	4,529	6.4
20-24	810	1,292	319	370	172	229	29	45	33	58	96	115	49	59	268	248	1,776	2,416	4,192	5.9
25-29	862	1,214	305	390	205	257	35	58	51	91	99	176	77	83	470	299	2,104	2,568	4,672	6.6
30-34	1,008	1,353	431	512	258	301	38	60	78	85	146	163	139	87	510	283	2,608	2,844	5,452	7.7
35-39	1,397	1,680	551	598	246	281	51	85	63	37	128	123	143	70	464	270	3,043	3,144	6,187	8.7
40-44	1,759	2,009	554	647	304	272	80	73	38	28	135	89	147	61	423	268	3,440	3,447	6,887	9.7
45-49	1,635	1,704	572	623	288	328	64	73	44	30	105	95	111	49	339	221	3,158	3,123	6,281	8.8
50-54	1,209	1,313	474	483	309	327	66	88	33	33	114	113	116	51	266	202	2,587	2,610	5,197	7.3
55-59	916	885	390	357	331	347	71	77	60	50	106	81	102	45	204	165	2,180	2,007	4,187	5.9
60-64	677	688	324	292	340	415	87	101	61	62	99	80	75	52	141	135	1,804	1,825	3,629	5.1
65 & OVER	1,249	1,264	543	540	836	750	218	222	138	111	136	112	48	52	232	149	3,400	3,200	6,600	9.3
TOTAL ALL AGES	17,122	19,265	6,131	6,381	3,654	3,897	880	1,013	651	615	1,318	1,304	1,072	682	4,034	2,974	34,862	36,131	70,993	100.0
TOTAL BOTH SEXES	36,387		12,512		7,551		1,893		1,266		2,622		1,754		7,008		70,993			
PERCENTAGE TO TOTAL	51.3		17.6		10.6		2.7		1.8		3.7		2.5		9.9		100.0			

Note: Percentage may not sum to 100 due to rounding of figures

TABLE 6

RESIDENT DEPARTURE BY FINAL DESTINATION AND BY PURPOSE OF ABSENCE - JANUARY 2026

COUNTRY/PURPOSE	HOLIDAY	BUSINESS	EMPLOYMENT	EDUCATION/ TRAINING	VISITING FRIENDS/ RELATIVES	EMIGRATION	OTHERS	TOTAL
Australia	3,387	186	212	426	2,519	70	72	6,872
% to total	49.3	2.7	3.1	6.2	36.7	1.0	1.0	100.0
New Zealand	3,974	104	139	237	2,616	109	85	7,264
% to total	54.7	1.4	1.9	3.3	36.0	1.5	1.2	100.0
United States of America	511	27	16	34	339	75	11	1,013
% to total	50.4	2.7	1.6	3.4	33.5	7.4	1.1	100.0
Canada	97	3	3	9	50	6	3	171
% to total	56.7	1.8	1.8	5.3	29.2	3.5	1.8	100.0
United Kingdom	18	2	62	0	48	0	2	132
% to total	13.6	1.5	47.0	0.0	36.4	0.0	1.5	100.0
Continental Europe	4	10	8	8	1	0	9	40
% to total	10.0	25.0	20.0	20.0	2.5	0.0	22.5	100.0
Japan	153	23	19	6	84	0	4	289
% to total	52.9	8.0	6.6	2.1	29.1	0.0	1.4	100.0
South Korea	10	6	3	2	23	0	8	52
% to total	19.2	11.5	5.8	3.8	44.2	0.0	15.4	100.0
China	113	15	0	27	117	0	88	360
% to total	31.4	4.2	0.0	7.5	32.5	0.0	24.4	100.0
Rest of Asia	848	64	53	23	390	0	79	1,457
% to total	58.2	4.4	3.6	1.6	26.8	0.0	5.4	100.0
Pacific Islands	590	243	348	79	515	0	58	1,833
% to total	32.2	13.3	19.0	4.3	28.1	0.0	3.2	100.0
Others	5	1	10	0	0	0	1	17
% to total	29.4	5.9	58.8	0.0	0.0	0.0	5.9	100.0
TOTAL	9,710	684	873	851	6,702	260	420	19,500
PERCENTAGE TO TOTAL	49.8	3.5	4.5	4.4	34.4	1.3	2.2	100.0

Note: Percentage may not sum to 100 due to rounding of figures

Source: Fiji Immigration Department