

STATISTICAL NEWS

FBoS Release No:102, 2019

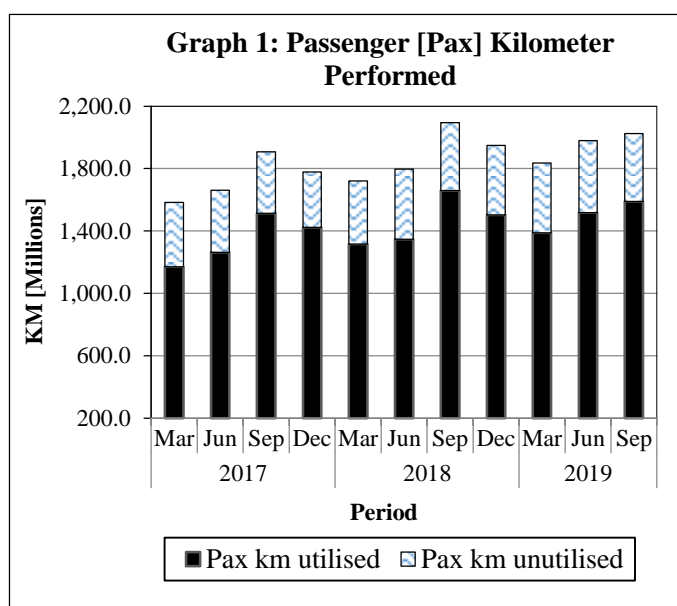
27th November 2019

AIRCRAFT STATISTICS

September Quarter 2019

Aircraft statistics provides information on regular domestic and international operations by the local airlines. Services provided by the air transport operators include, transport of passengers or freight by air over regular routes and on regular schedules and non schedule transport.

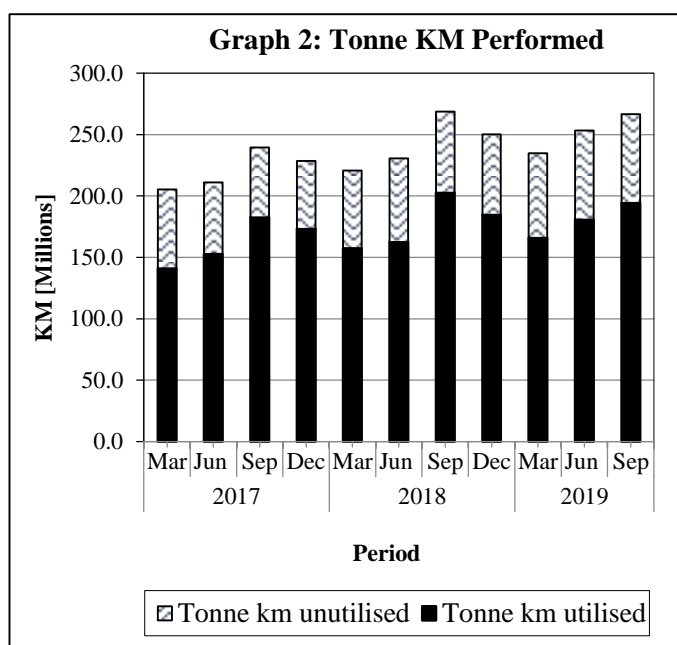
1. Passenger Kilometer Performed International Flights



Key Facts

- The international flights utilized 78.5 percent (passenger load factor) of the total seat kilometer available of 2,025.1m in the September quarter of 2019.
- Compared to the June quarter of 2019 a 1.8 percentage point increase was registered in the load factor.
- Compared with September quarter of 2018 a 0.7 percentage point declined was registered in the load factor.

2. Tonne Kilometer Performed International Flights

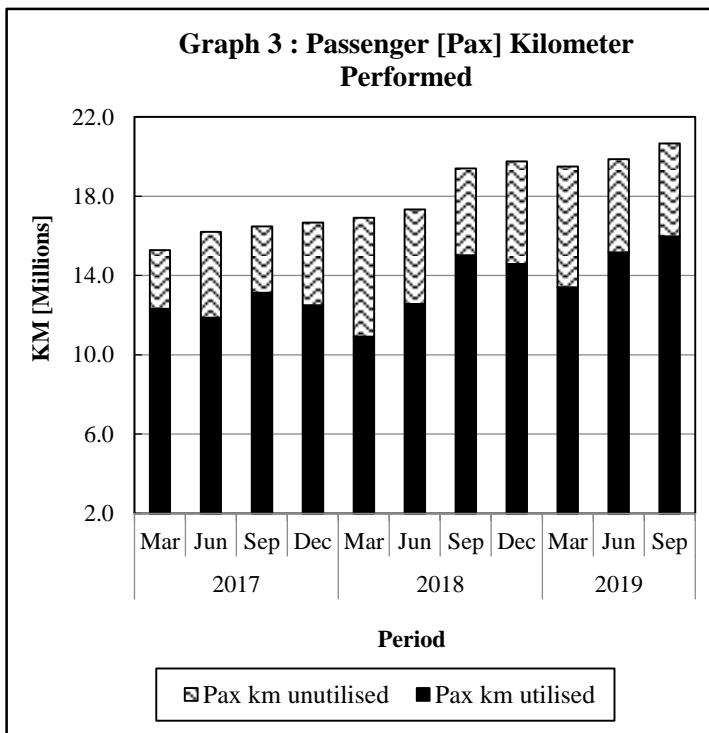


Key Facts

- The international flights utilized 72.8 percent (load factor) of the total tonne kilometer available of 266.8m in the September quarter of 2019.
- Compared to the June quarter of 2019 a 1.5 percentage point increase was registered in the load factor.
- Compared with the September quarter of 2018 a 2.6 percentage point decline was registered in the load factor.

3. Passenger Kilometer Performed

Domestic Flights

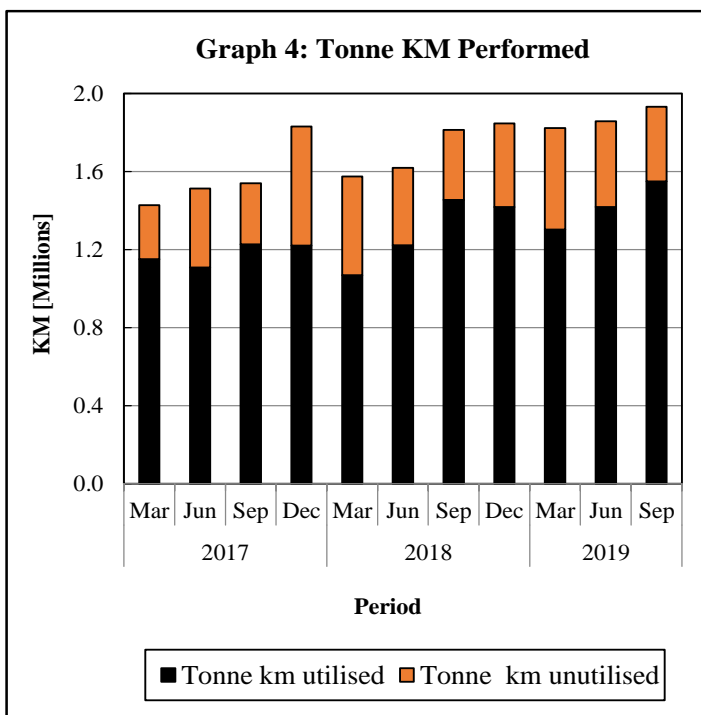


Key Facts

- The domestic flights utilized 77.3 percent (passenger load factor) of the total seat kilometer available of 20.7m in the September quarter of 2019.
- Compared to the June quarter of 2019 a 1.0 percentage point increase was registered in the load factor.
- Compared with September quarter of 2018 a 0.1 percentage point decline was registered in the load factor.

4. Tonne Kilometer Performed

Domestic Flights



Key Facts

- The domestic flights utilized 80.2 percent (load factor) of the total tonne kilometer available of 1.9m in the September quarter of 2019.
- Compared to the June quarter of 2019 a 1.1 percentage point increase was registered in the load factor.
- Compared with the September quarter of 2018 a 0.1 percentage point decline was registered in the load factor.

Figures provided in this release reflect the performance of the local airline industry during the reporting period. They are to be viewed from a production and capacity perspective. Production takes into account the airline seat take-up together with cargo load while capacity covers available airline seats, cargo carrying capability and distance covered.


Please find attached the following:

Table 1: Data on passenger - km performed of local airlines; and

Table 2: Data on tonne - km performed.

For further enquiries please contact Mr. Mikaele Kaloucava on email mkaloucava@statsfiji.gov.fj or telephone 331 5822 (ext: 386 242) or direct line 323 0842.

Aircraft Statistics for the December and Annual quarter of 2019 will be released as soon as the disaggregated data becomes available.



Kemueli Naiqama [Mr]
Deputy Government Statistician

Reproduction of Material

Any table or material published in this release may be reproduced and published without the Fiji Bureau of Statistics' prior approval. However, the source of information should always be identified and acknowledged in all modes of presentation.