



STATISTICAL NEWS

FBoS Release No: 01, 2019

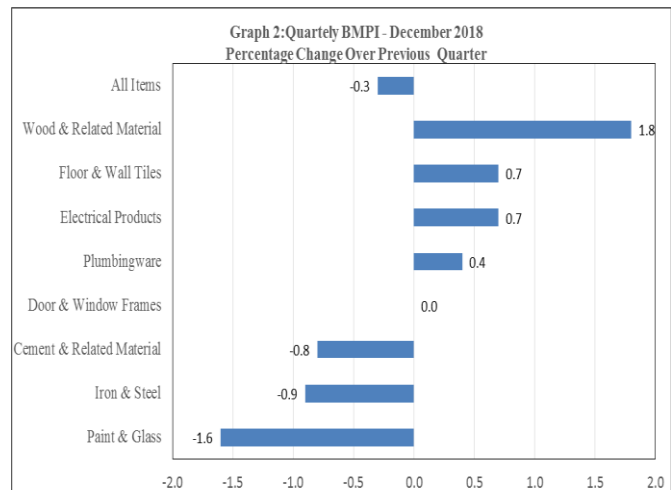
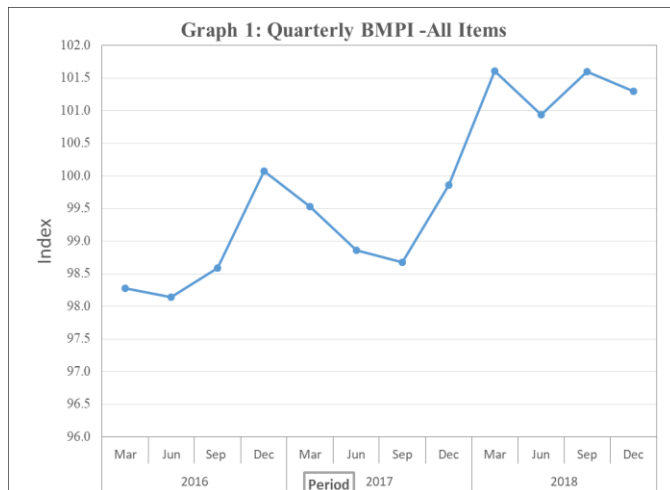
2nd January 2019

BUILDING MATERIAL PRICE INDEX DECEMBER QUARTER 2018

[Base: June 2014 = 100.0]

The All Items Building Material Price Index (BMPI) for the December quarter of 2018 stood at 101.3. The index is compared to those of earlier periods to gauge the price movements of a representative list of Building Materials.

The All Items BMPI for the December quarter of 2018 registered a decrease of 0.3 percent over the September quarter of 2018.



Detailed sectional changes over the December quarter of 2018 are as follows:

Wood and Related Materials: +1.8%

Higher price was recorded for rough gauged treated No.1 framing grade, dressed hardwood No.1 framing grade, 100mm wide damp proof course and 150mm damp proof course.

Cement and Related Materials: -0.8%

Lower price was recorded for standard concrete block 150 thick.

Iron and Steel: -0.9%

Lower prices were recorded for 24 gauged standard ridge cap, double side aluminium sisalation, 6mm mild steel in concrete & block work, galvanized 4 blade louvre frame, galvanized 7 blade louvre frame and joist hanger.

Plumbing ware: +0.4%

Higher prices were recorded for W.C suite complete with pan, cistern & seat, waste pipe 2” and taps ½” brass.

Paint and Glass: -1.6%

Lower prices were recorded for metal primer, concrete paint, vanish and multipurpose thinner.

Floor and Wall Tiles: +0.7%

Higher prices were recorded for vinyl floor tiles, mosaic floor tiles and ceramic/mosaic tiles adhesive.

Door and Window Frames: 0.0%

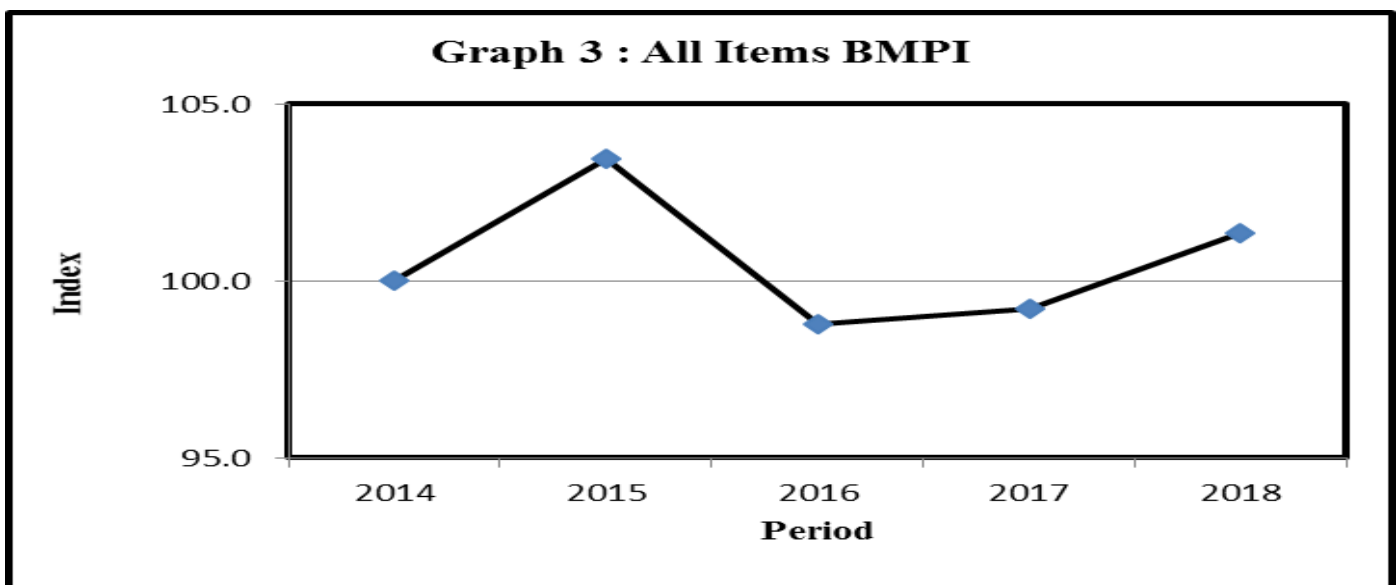
No price change was recorded in this category.

Electrical Products: +0.7%

Higher prices were recorded for main switch, single power point, light bulb and lead wire.

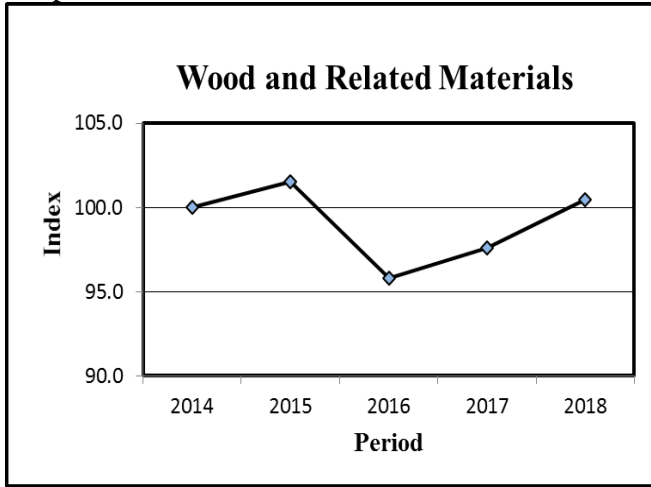
Annual 2018

The Annual Building Material Price Index (BMPI) for 2018 stood at 101.4

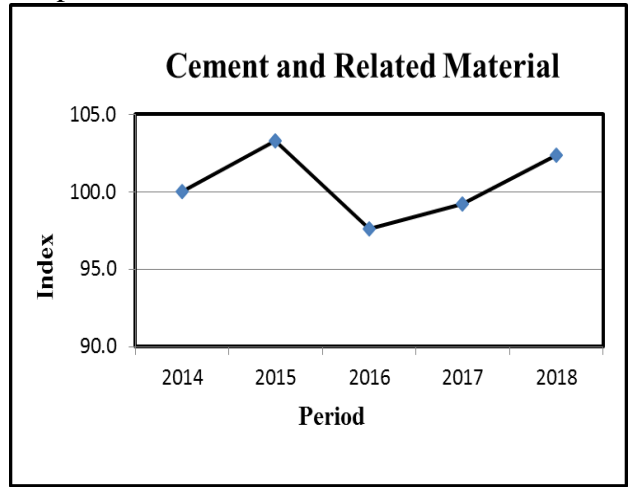


The index registered an increase of 2.2 per cent over 2017. Increases were recorded in the price indices of wood & related materials, cement & related materials, iron & steel, plumbing ware, and electrical products.

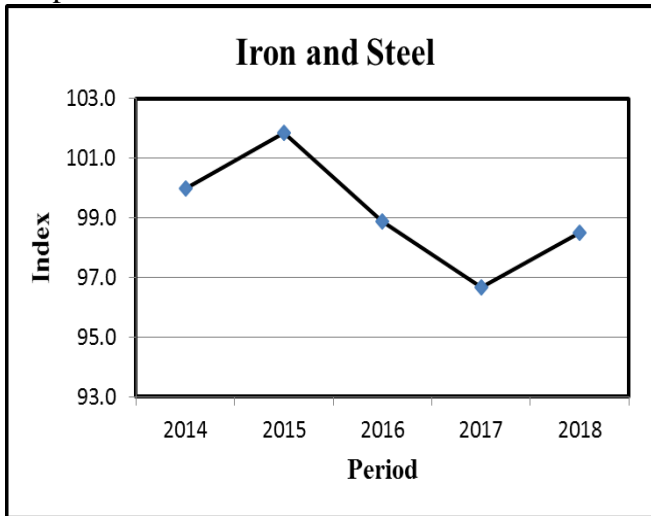
Graph: 4



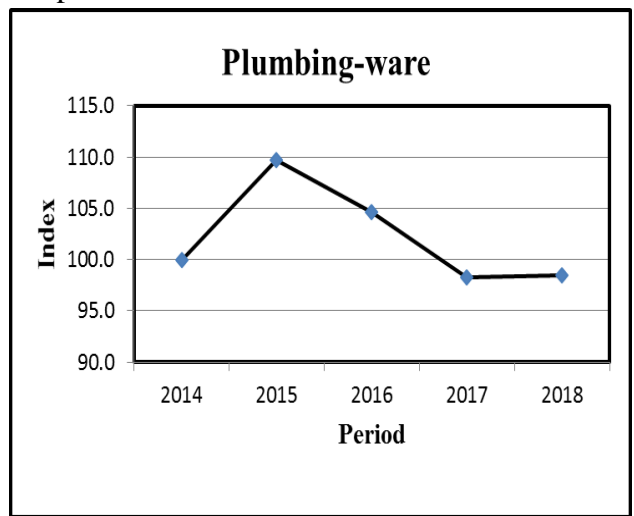
Graph: 5



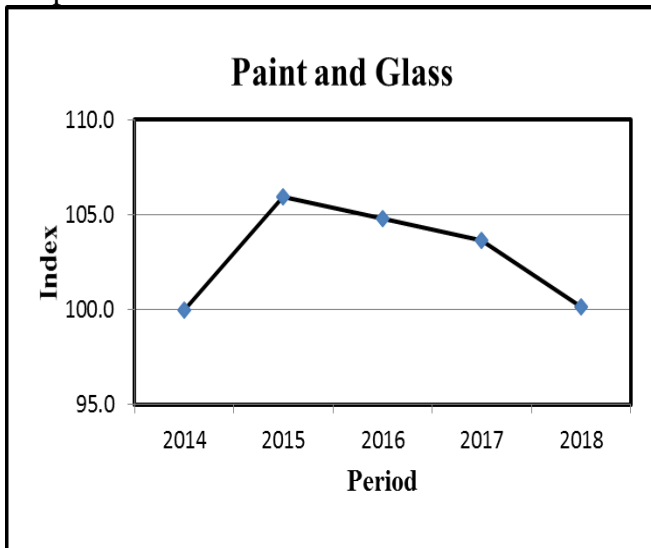
Graph: 6



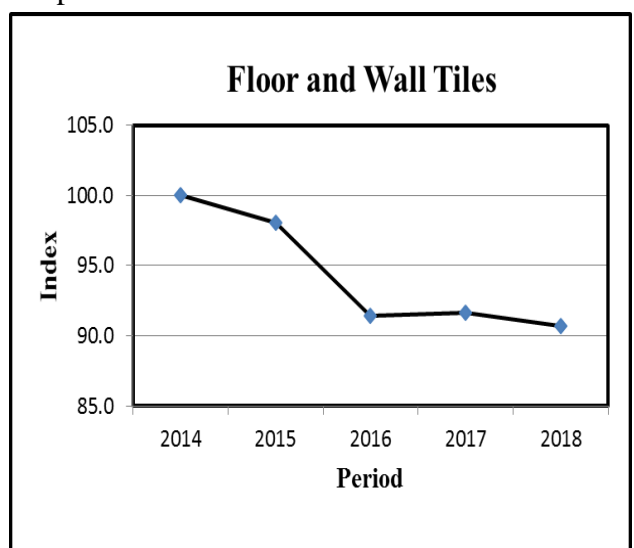
Graph: 7



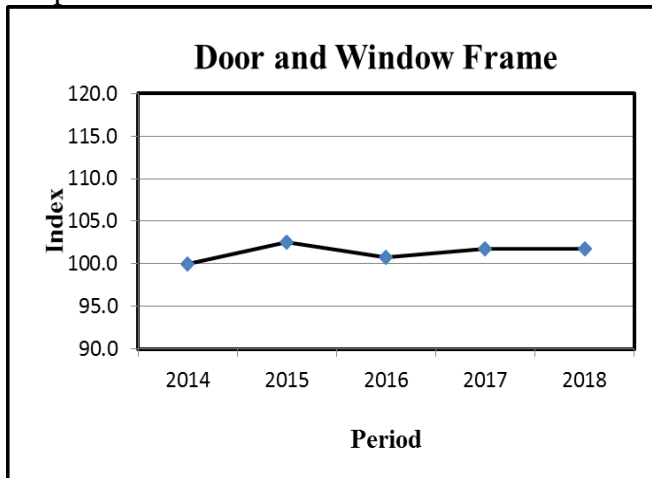
Graph: 8



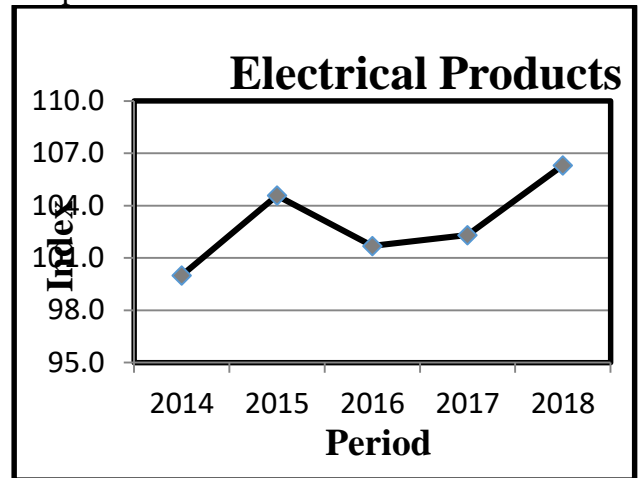
Graph: 9



Graph: 10



Graph: 11



Please find attached the following:

Table 1: Annual and Quarterly Building Material Price Index

For further enquiries please contact Ms. Leba Simmons on email lebas@statsfiji.gov.fj or telephone 331 5822 (ext. 386 239) or direct line 323 0839.

The Building Material Price Index Release for March quarter of 2019 will be available at the end of March, 2019.

Kemueli Naiqama [Mr]
Deputy Government Statistician

Reproduction of Material

Any table or material published in this report may be reproduced and published without the Fiji Bureau of Statistics' prior approval. However, the source of information should always be identified and acknowledged in all modes of presentation.