

STATISTICAL NEWS

FBoS Release No: 58, 2018

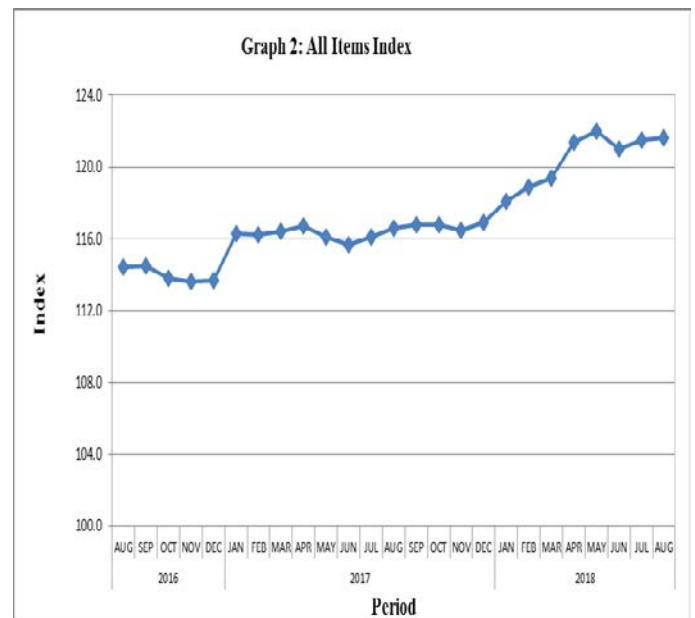
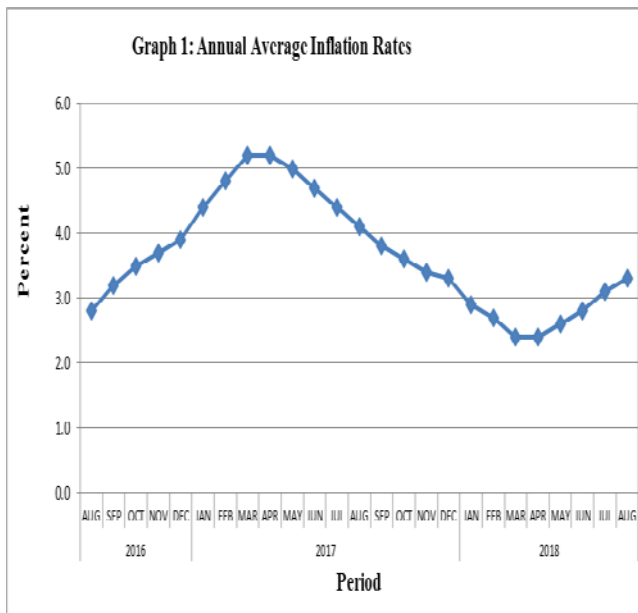
4th September 2018

CONSUMER PRICE INDEX – AUGUST 2018

[Base: Average 12 months 2011 = 100.0]

The Consumer Price Index [CPI] is compiled to indicate average changes in the prices of goods and services purchased by households nationwide with monthly price collections carried out in the urban areas [Suva, Lami, Nasinu, Nausori, Lautoka, Nadi, Ba and Labasa]. The index is currently taken to represent price changes in the rural areas as well. The CPI weights are derived from the Household Income and Expenditure Survey [HIES] of 2008/2009.

August 2018 Highlights

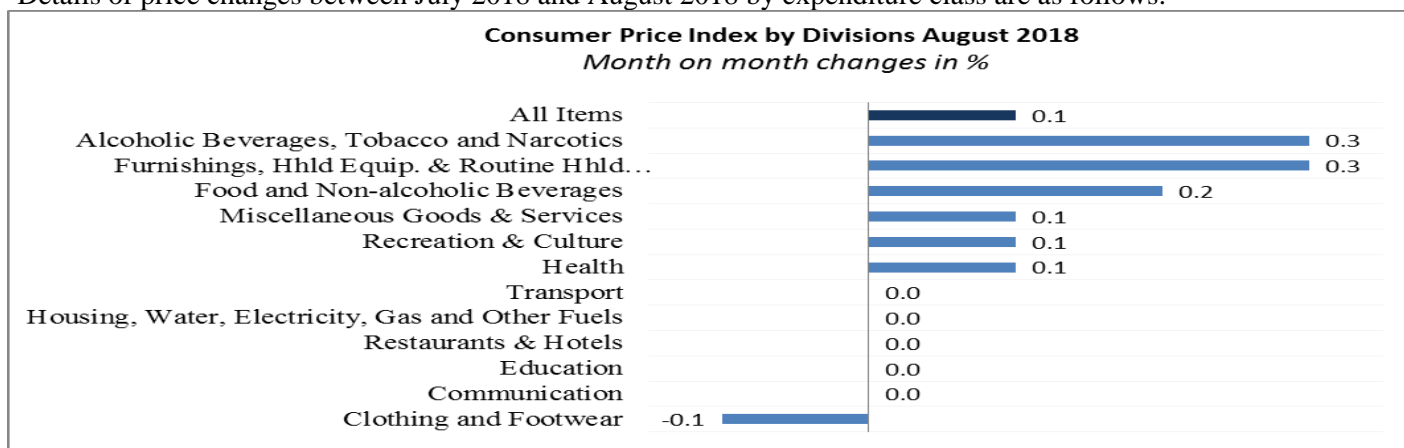


The average annual rate of inflation for the twelve months to August 2018 [i.e. comparing the average CPI for the 12 months to August 2018 with the average for the 12 months to August 2017] stands at 3.3 percent while the month- on- month inflation rate [compared with July 2017] stands at 4.3 percent.

The All Items CPI for the month of August registered an increase of 0.1 percent over July 2018 [121.5] and stands at 121.6.

There are two measures of inflation used in Fiji. One compares the average CPI over the past twelve months with the average CPI over the previous twelve months while the other compares the CPI in the current month with the CPI in the comparable month of the previous year.

Details of price changes between July 2018 and August 2018 by expenditure class are as follows:



FOOD AND NON-ALCOHOLIC BEVERAGES: +0.2%

Higher prices were recorded for bread & cereals, meat, milk, cheese & eggs, fruits and non-alcoholic beverages such as coffee, tea & cocoa.

ALCOHOLIC BEVERAGES, TOBACCO AND NARCOTICS: +0.3%

Higher prices were recorded for spirits, wine and beer.

CLOTHING AND FOOTWEAR: -0.1%

Lower prices were recorded for garments, other articles of clothing & clothing accessories and shoes & other footwear.

HOUSING, WATER, ELECTRICITY, GAS AND OTHER FUELS: 0.0%

There were some price changes recorded in this division but these balanced out.

FURNISHINGS, HOUSEHOLD EQUIPMENT AND ROUTINE HOUSEHOLD MAINTENANCE: +0.3%

Higher prices were recorded for major household appliances whether electric or not, small electric household appliance, major tools & equipment and non- durable household goods.

HEALTH: +0.1%

Higher prices were recorded for pharmaceutical products.

TRANSPORT: 0.0%

There were some price changes recorded in this division but these changes balanced out.

COMMUNICATION: 0.0%

There were some price changes recorded in this division but these changes balanced out.

RECREATION AND CULTURE: +0.1%

Higher prices were recorded for equipment for the reception, record & reproduction of sound & picture, information processing equipment and equipment for sport, camping & open air recreation.

EDUCATION: 0.0%

No price changes were recorded in this division.

RESTAURANTS AND HOTELS: 0.0%

No price changes were recorded in this division.

MISCELLANEOUS GOODS AND SERVICES: +0.1%

Higher prices were recorded for other appliance, articles & products for personal care, jewellery, clocks & watches.

	AUG 2018	JUL 2018	% Change AUG 2018/ JUL 2018	AUG 2017	% Change AUG 2018/ AUG 2017
All items unadjusted	121.6	121.5	0.1	116.6	4.3
Seasonally adjusted	122.0	121.6	0.3	117.0	4.3
Average inflation rate for 12 months to:	3.3	3.1	-	4.1	-

Attached are the following tables:

Table 1: National percentage change on corresponding period in previous year;

Table 2: National consumer price index;

Table 3: Central division consumer price index;

Table 4: Western division consumer price index; and

Table 5: Northern division consumer price index.

For further enquiries please contact Ms. Leba Simmons on email lebas@statsfiji.gov.fj or telephone 331 5822 (ext. 386 239) or direct line 323 0839.

The Consumer Price Index for September 2018 will be released at the end of September, 2018.



Epeli Waqavonovono [Mr]
Government Statistician

Reproduction of Material

Any table or material published in this report may be reproduced and published without the Fiji Bureau of Statistics' prior approval. However, the source of information should always be identified and acknowledged in all modes of presentation.