

STATISTICAL NEWS

FBoS Release No: 74, 2018

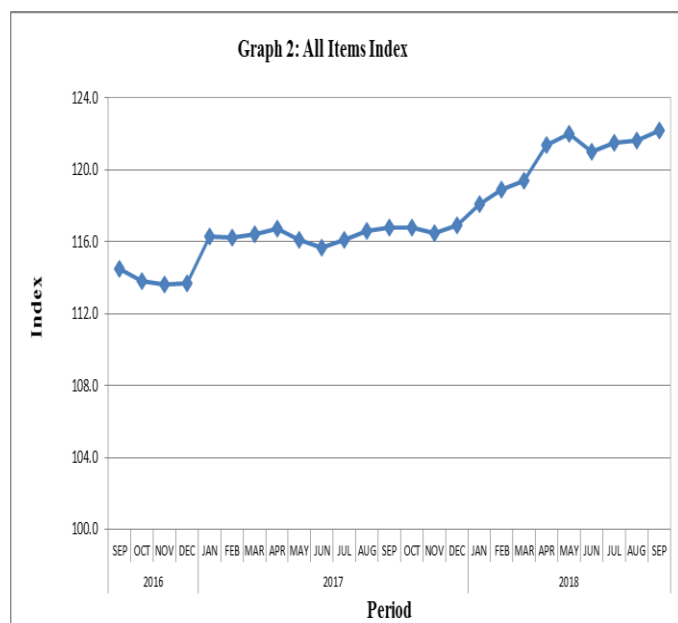
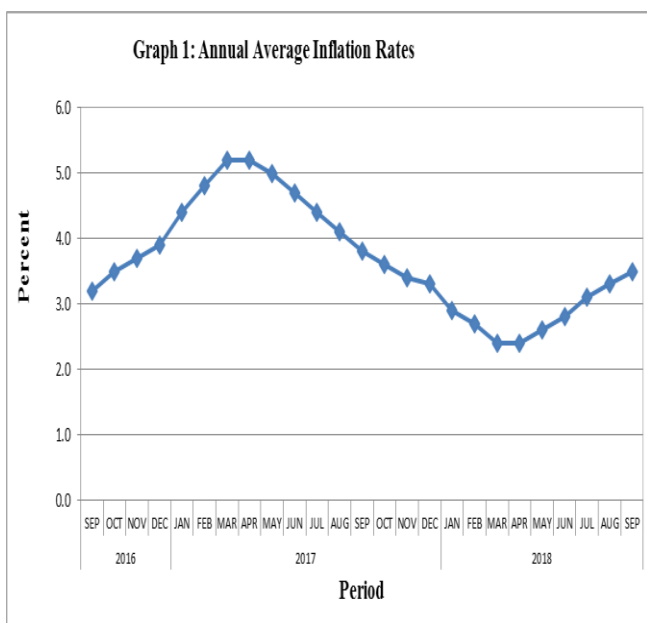
28th September 2018

CONSUMER PRICE INDEX – SEPTEMBER 2018

[Base: Average 12 months 2011 = 100.0]

The Consumer Price Index [CPI] is compiled to indicate average changes in the prices of goods and services purchased by households nationwide with monthly price collections carried out in the urban areas [Suva, Lami, Nasinu, Nausori, Lautoka, Nadi, Ba and Labasa]. The index is currently taken to represent price changes in the rural areas as well. The CPI weights are derived from the Household Income and Expenditure Survey [HIES] of 2008/2009.

September 2018 Highlights

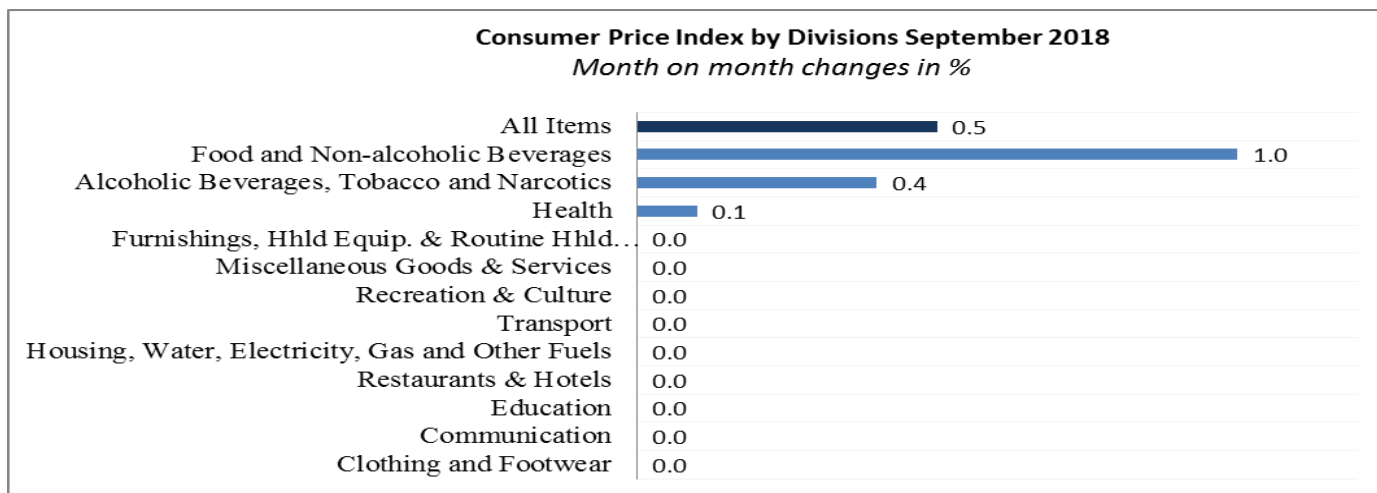


The average annual rate of inflation for the twelve months to September 2018 [i.e. comparing the average CPI for the 12 months from October 2017 – September 2018; with the average for the 12 months from October 2016 – September 2017] stands at 3.5 percent while the month- on- month inflation rate [compared with September 2017] stands at 4.6 percent.

The All Items CPI for the month of September registered an increase of 0.5 percent over August 2018 [121.6] and stands at 122.2.

There are two measures of inflation used in Fiji. One compares the average CPI over the past twelve months with the average CPI over the previous twelve months while the other compares the CPI in the current month with the CPI in the comparable month of the previous year.

Details of price changes between August 2018 and September 2018 by expenditure class are as follows:



FOOD AND NON-ALCOHOLIC BEVERAGES: +1.0%

Higher prices were recorded for bread & cereals, meat, fish & sea food, milk, cheese & eggs, fruits, vegetables, food products not elsewhere classified and non-alcoholic beverages such as coffee, tea & cocoa.

ALCOHOLIC BEVERAGES, TOBACCO AND NARCOTICS: +0.4%

Higher prices were recorded for spirits, beer and yaqona.

CLOTHING AND FOOTWEAR: 0.0%

There were some price changes recorded in this division but these changes balanced out.

HOUSING, WATER, ELECTRICITY, GAS AND OTHER FUELS: 0.0%

There were some price changes recorded in this division but these changes balanced out.

FURNISHINGS, HOUSEHOLD EQUIPMENT AND ROUTINE HOUSEHOLD MAINTENANCE: 0.0%

There were some price changes recorded in this division but these changes balanced out.

HEALTH: +0.1%

Higher prices were recorded for pharmaceutical products and other medical products.

TRANSPORT: 0.0%

There were some price changes recorded in this division but these changes balanced out.

COMMUNICATION: 0.0%

No price changes were recorded in this division.

RECREATION AND CULTURE: 0.0%

There were some price changes recorded in this division but these changes balanced out.

EDUCATION: 0.0%

No price changes were recorded in this division.

RESTAURANTS AND HOTELS: 0.0%

No price changes were recorded in this division.

MISCELLANEOUS GOODS AND SERVICES: 0.0%

There were some price changes recorded in this division but these changes balanced out.

	SEP 2018	AUG 2018	% Change SEP 2018/ AUG 2018	SEP 2017	% Change SEP 2018/ SEP 2017
All items unadjusted	122.2	121.6	0.5	116.8	4.6
Seasonally adjusted	122.6	122.0	0.5	117.2	4.6
Average inflation rate for 12 months to:	3.5	3.3	-	3.8	-

Attached are the following tables:

Table 1: National percentage change on corresponding period in previous year;

Table 2: National consumer price index;

Table 3: Central division consumer price index;

Table 4: Western division consumer price index; and

Table 5: Northern division consumer price index.

For further enquiries please contact Ms. Leba Simmons on email lebas@statsfiji.gov.fj or telephone 331 5822 (ext. 386 239) or direct line 323 0839.

The Consumer Price Index for October 2018 will be released at the end of October, 2018.



Epeli Waqavonovono [Mr]
Government Statistician

Reproduction of Material

Any table or material published in this report may be reproduced and published without the Fiji Bureau of Statistics' prior approval. However, the source of information should always be identified and acknowledged in all modes of presentation.