

STATISTICAL NEWS

FBoS Release No: 75, 2018

28th September, 2018

PROVISIONAL HOTELS AND TOURIST ACCOMMODATION STATISTICS, QUARTER 2, 2018

Findings from the Quarter 2, 2018 survey of Licensed Hotels, Resorts and Lodging Houses are presented in this release.

Key Figures:

Table 1

<i>Licensed Accommodation</i>	<i>QTR 2, 2018</i>	<i>QTR 2, 2017</i>	<i>Percentage Change</i>
<i>Rooms - Available [No]</i>	<i>981,430</i>	<i>952,063</i>	<i>3.1</i>
<i>Rooms – Sold [No]</i>	<i>515,424</i>	<i>488,443</i>	<i>5.5</i>
<i>Beds – Available [No]</i>	<i>2,206,207</i>	<i>2,184,220</i>	<i>1.0</i>
<i>Beds – Sold [No]</i>	<i>1,063,644</i>	<i>1,043,000</i>	<i>2.0</i>
<i>Overall Taking [F\$million]</i>	<i>284.5</i>	<i>274.9</i>	<i>3.5</i>
<i>Employment [No]</i>	<i>14,583</i>	<i>13,812</i>	<i>5.6</i>
			<i>Percentage Points Change</i>
<i>Room – Occupancy Rate [%]</i>	<i>52.5</i>	<i>51.3</i>	<i>1.2</i>
<i>Beds – Occupancy Rate [%]</i>	<i>48.2</i>	<i>47.8</i>	<i>0.4</i>

Compared to Quarter 2, 2017

- *The number of Rooms Available increased by 3.1% (29,367).*
- *The number of Rooms Sold increased by 5.5% (26,981).*
- *The Room Occupancy Rate increased by 1.2 percentage points to 52.5%.*
- *The number of Beds Available increased by 1.0% (21,987).*
- *The number of Beds Sold increased by 2.0% (20,644).*
- *The Bed Occupancy Rate increased by 0.4 percentage points to 48.2%.*
- *Takings from Accommodation, Sales of Food, Liquor, Telephone and Other Miscellaneous Charges totaled \$284.5 million, an increase of 3.5%.*
- *Paid Employment in the Hotel Sector increased by 5.6%.*

Figure 1

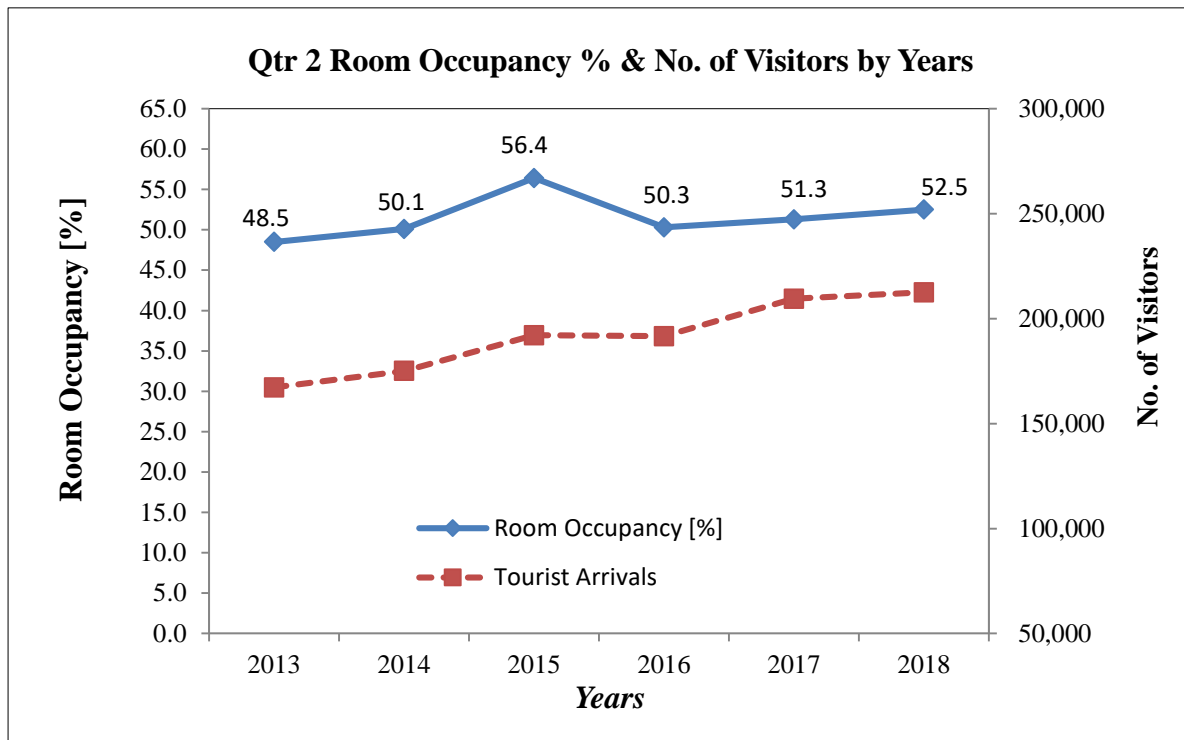
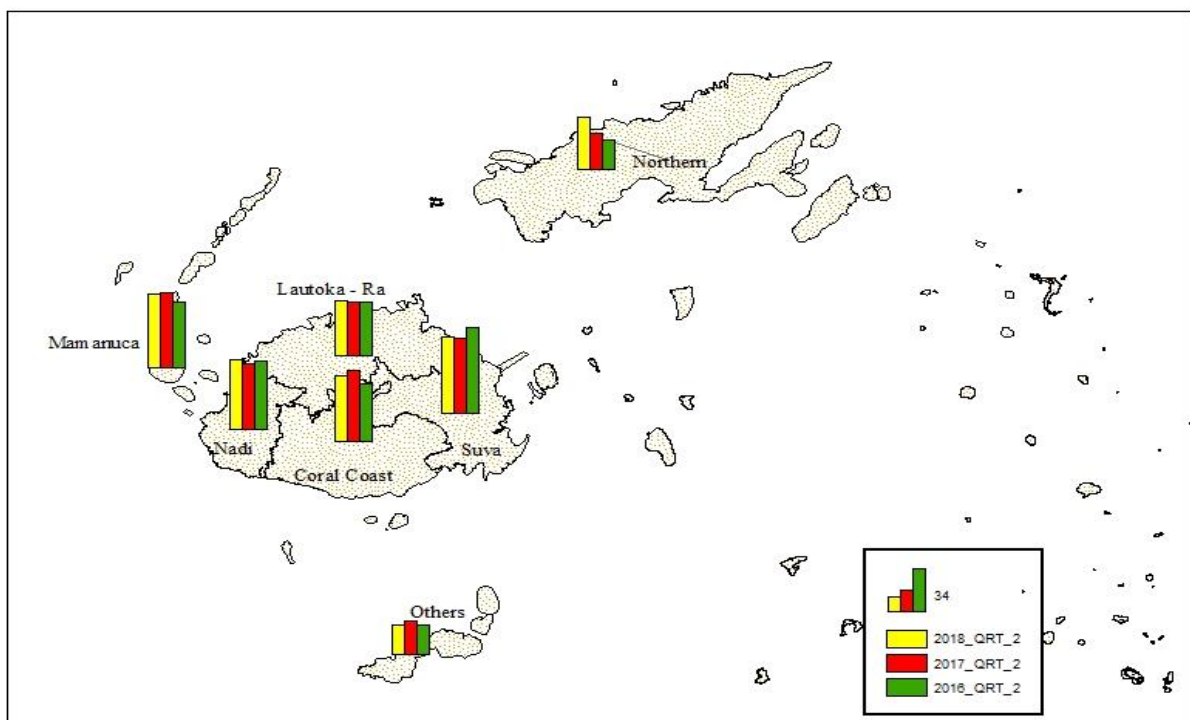


Figure 1; Key Points

- The Room Occupancy Rate slightly increased to 52.5% from 51.3% for the same period last year.
- The Room Occupancy Rate for the last 6 years has been in the range of (48.5%) and (52.5%).

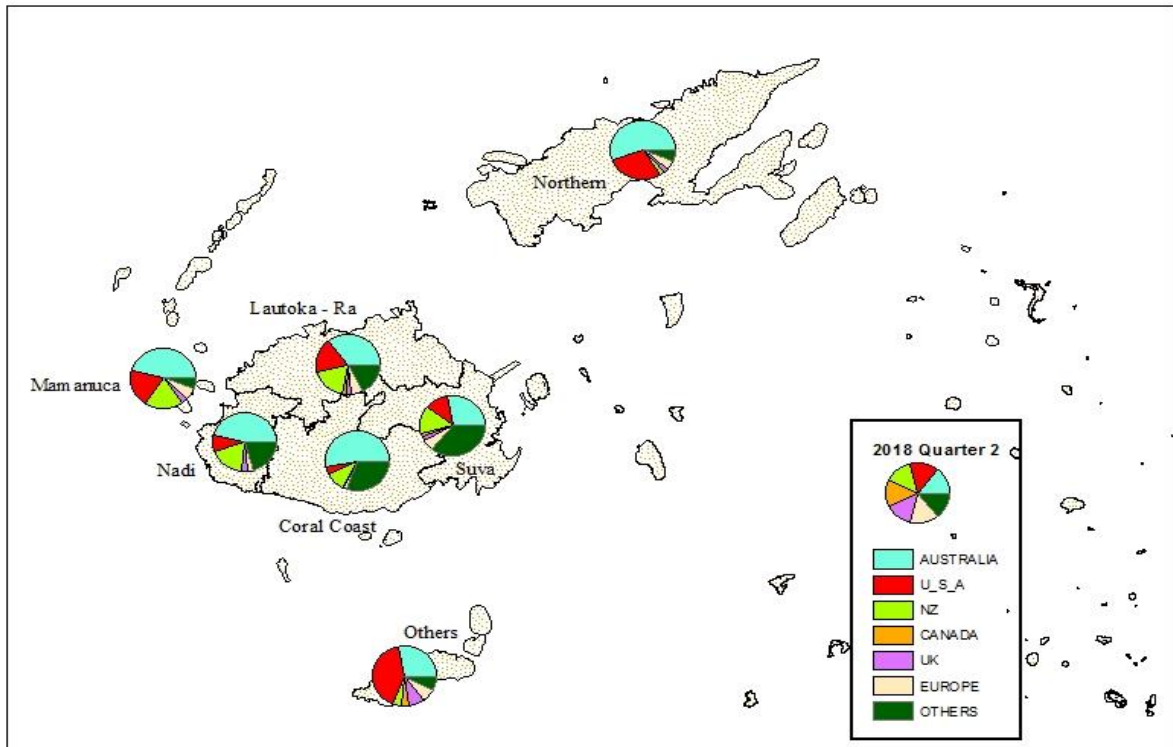
Map 1: Room Occupancy Rate (%), Quarter 2, 2016 – 2018



Map 1: Key Points

- *The Quarter 2, 2018 Room Occupancy Rate increased in all areas when compared to Quarter 2, 2017 except for Coral Coast and other Areas.*
- *Second Quarter data for the Northern Area shows an increase to 41.2% from 28.4% in 2017.*

Map 2: Visitors by Country and by Area, Quarter 2, 2018



Map 2: Key Points

- ✚ *Australians made up the highest percentage of visitors to the Coral Coast, Nadi and Mamanuca Areas in Quarter 2, 2018.*
- ✚ *Visitors from United States of America made up the highest percentage of occupants in hotels of the Northern and other islands, including Kadavu.*
- ✚ *The Suva Area had the highest number of visitors from Other countries with the majority from Japan and other Pacific Islands.*

More detailed information is provided in the accompanying Tables 1 to 11.

For further enquiries please contact Ms. Matelita Drodro on 3230821 or email mdrodro@statsfiji.gov.fj.

Provisional Hotels and Other Tourist Accommodation Statistics for Quarter 3, 2018 will be released at the end of December, 2018.



Epeli Waqavonovono

Government Statistician

Reproduction of Material

Any table or material published in this report may be reproduced and published without the Fiji Bureau of Statistics prior approval. However, the source of information should always be identified and acknowledged in all modes of presentation.

Explanatory Notes

Introduction

This release contains data from the monthly survey of Hotels and other Tourist Accommodation

- *A response rate of 96% was recorded for Type A Hotels.*
- *“There are 80 Hotels in this category. The estimate for non-response is derived from figures supplied in the previous corresponding quarter”.*

Scope

The survey includes the following categories of establishments, which provide predominantly short-term non-residential accommodation to Tourist and the general public.

- ***Type A*** *Hotels with more than 50 rooms*
 - *less than 49 rooms with centralized Dinning and Bar facilities including other services like spas, massage, wedding, laundry, surfing etc.*
- ***Type B*** - *Bures , Cottages and Apartment with centralized dinning and bar Facilities and other services like stated in type A and also self-catering facilities.*
- ***Type C*** - *Guest Houses and similar establishments providing dormitory type accommodation, bed only or bed and breakfast.*

Coverage

Hotels, Resorts and Lodging Houses with license to operate.

Unlicensed lodging houses are not included.