



# STATISTICAL NEWS

FBoS Release No: 69, 2018

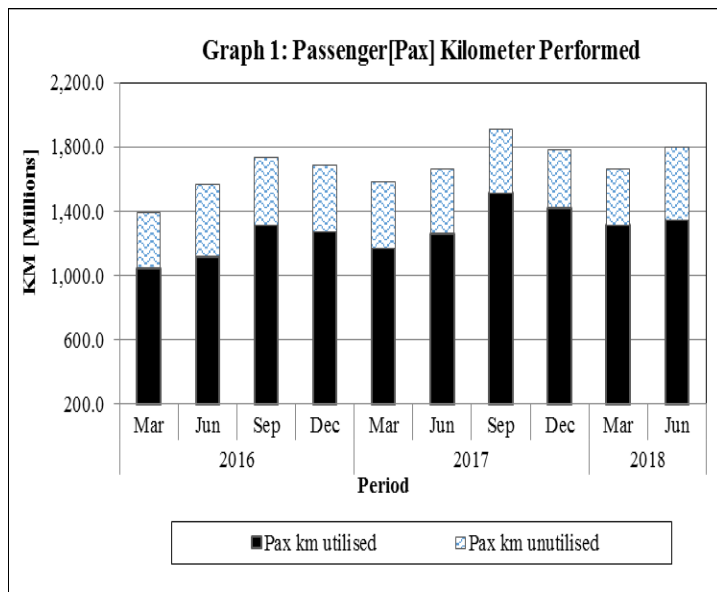
5<sup>th</sup> September 2018

## AIRCRAFT STATISTICS

### June Quarter 2018

Aircraft statistics provides information on regular domestic and international operations by the local airlines. Services provided by the air transport operators include, transport of passengers or freight by air over regular routes and on regular schedules and non schedule transport.

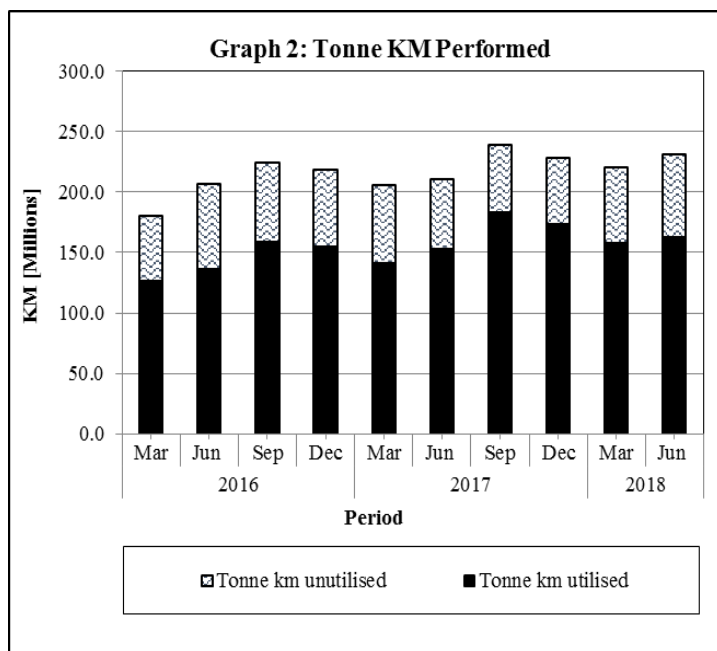
#### 1. Passenger Kilometer Performed International Flights



#### Key Facts

- In terms of capacity, the airlines had 1,796,502 thousand of available seat kilometers. One seat (empty or filled) flying one kilometer is an available seat kilometer.
- The international flights utilized 74.9 percent (passenger load factor) of the total seat kilometer available of 1,796,502 thousand in the June quarter of 2018.
- Compared to the March quarter of 2018 a 4.2 percentage point decline was registered in the passenger load factor.
- Compared to the June quarter of 2017 a 1.1 percentage point decrease was registered in the passenger load factor.

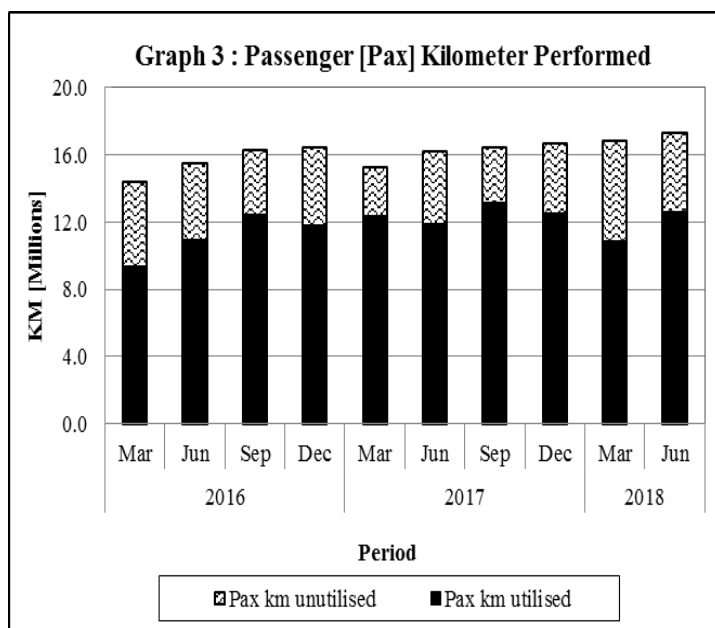
#### 2. Tonne Kilometer Performed International Flights



#### Key Facts

- The international flights utilized 70.5 percent (load factor) of the total tonne kilometer available of 230,704 thousand in the June quarter of 2018.
- Compared to the March quarter of 2018 a 0.8 percentage point decline was registered in the load factor.
- Compared with the June quarter of 2017 a 1.9 percentage point decline was registered in the load factor.

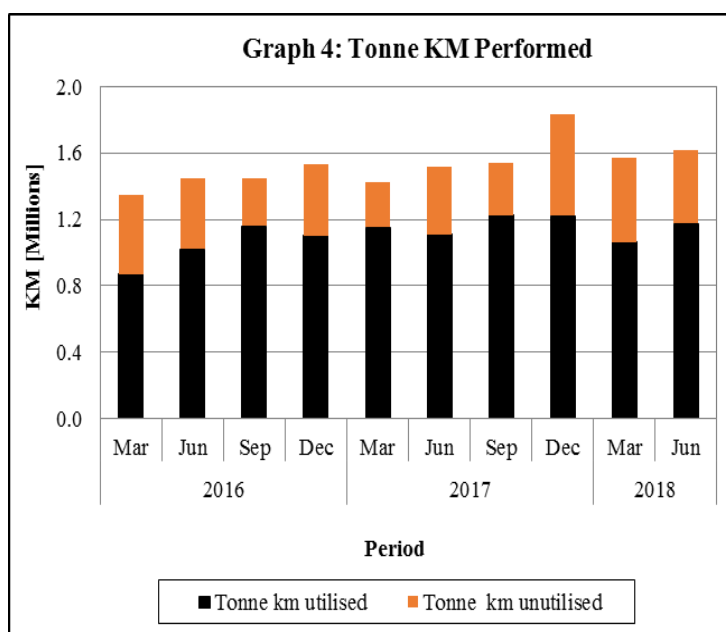
### 3. Passenger Kilometer Performed Domestic Flights



#### Key Facts

- In terms of capacity, the airlines had 17,330 thousand of available seat kilometers. One seat (empty or filled) flying one kilometer is an available seat kilometer.
- The domestic flights utilized 72.5 percent (passenger load factor) of the total seat kilometer available of 17,330 thousand in the June quarter of 2018.
- Compared to the March quarter of 2018 a 8.1 percentage point increase was registered in the passenger load factor.
- Compared with June quarter of 2017 a 0.8 percentage point decline was registered in the passenger load factor.

### 4. Tonne Kilometer Performed Domestic Flights



#### Key Facts

- The domestic flights utilized 75.5 percent (load factor) of the total tonne kilometer available of 1,620 thousand in the June quarter of 2018.
- Compared to the March quarter of 2018 a 8.0 percentage point increase was registered in the load factor.
- Compared with the June quarter of 2017 a 2.3 percentage point increase was registered in the load factor.

Figures provided in this release reflect the performance of the local airline industry during the reporting period. They are to be viewed from a production and capacity perspective. Production takes into account the airline seat take-up together with cargo load while capacity covers available airline seats, cargo carrying capability and distance covered.

Please find attached the following:

**Table 1:** Data on passenger - km performed of local airlines; and

**Table 2:** Data on tonne - km performed.

For further enquiries please contact Ms. Michelle Khan on email [mkhan@statsfiji.gov.fj](mailto:mkhan@statsfiji.gov.fj) or telephone 331 5822 (ext: 386 242) or direct line 323 0842.

Aircraft Statistics for the September quarter of 2018 will be released as soon as the disaggregated data becomes available.



Epeli Waqavonovono [Mr]  
**Government Statistician**

---

### **Reproduction of Material**

Any table or material published in this release may be reproduced and published without the Fiji Bureau of Statistics' prior approval. However, the source of information should always be identified and acknowledged in all modes of presentation.