

STATISTICAL NEWS

FBoS Release No: 66, 2018

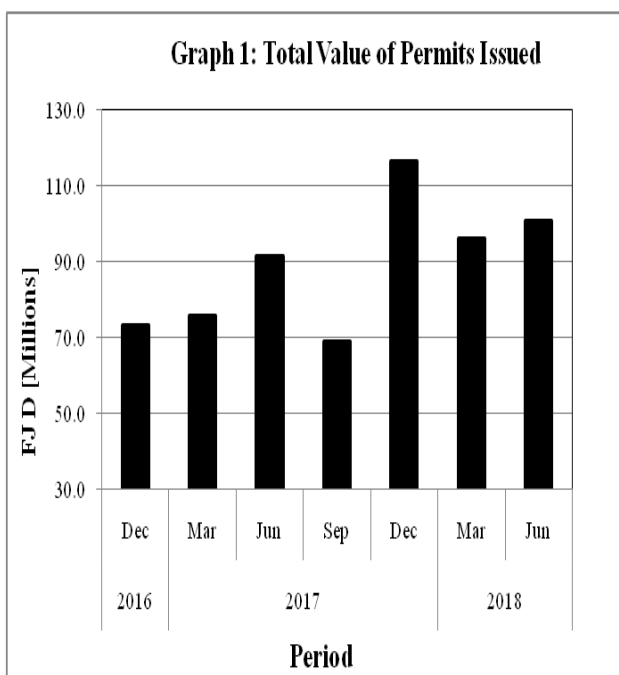
14th September 2018

BUILDING STATISTICS

June Quarter 2018


Building Statistics shows the number and value of permits and completion certificates issued during a period. The information is compiled using data supplied by the City & Town Councils and Rural Local Authorities.

A: BUILDING PERMITS ISSUED



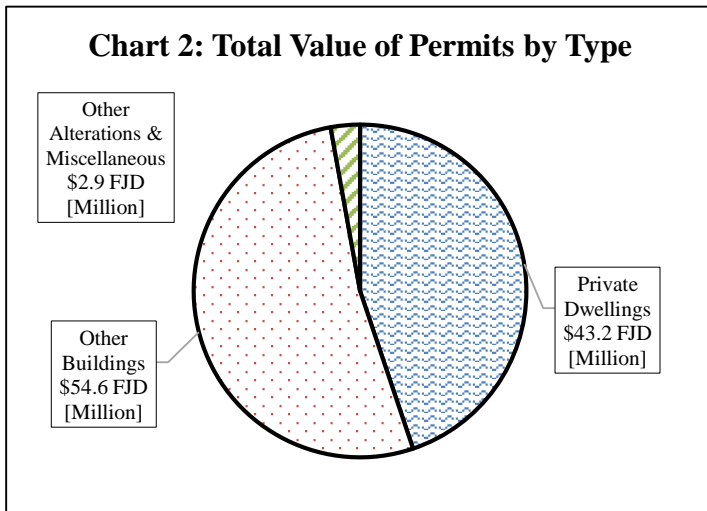
Key Facts

- A total of 441 Building Permits for construction work valued at \$100.7 million were issued in the June quarter of 2018.
- When compared to the March quarter 2018, the number of Building Permits issued and the corresponding value of works increased by 6.3 percent and 4.7 percent respectively.
- When compared to the June quarter 2017, the number of Building Permits issued and the corresponding value of works increased by 17.6 percent and 9.9 percent respectively.



The Breakdown by Division of the \$100.7 million value associated with Building Permits issued, were as follows:

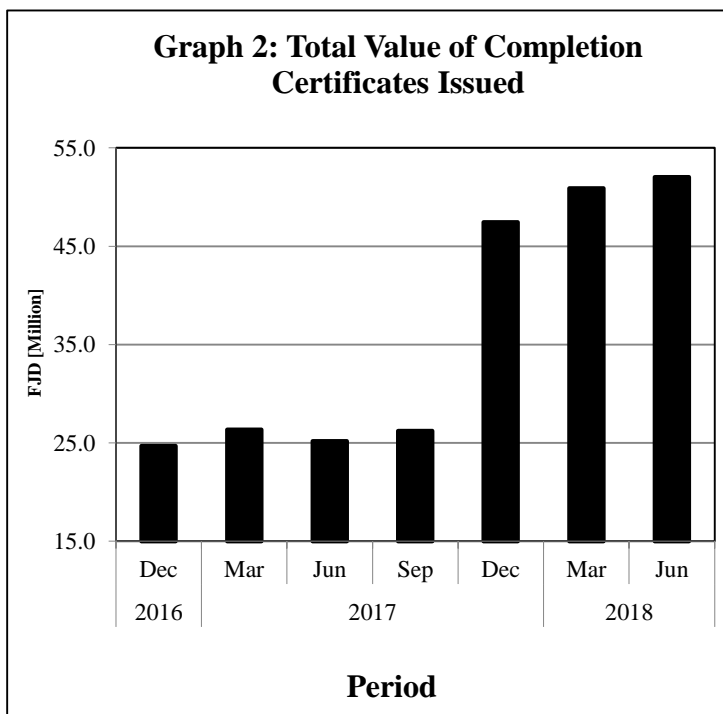
- Central and Eastern Division accounted for 75.1 percent;
- Western Division accounted for 20.1 percent; and
- Northern Division accounted for 4.8 percent.



The Breakdown by type of the \$100.7 million value associated with Building Permits issued, were as follows:

- Other buildings accounted for 54.2 percent;
- Private dwellings accounted for 42.9 percent; and
- Other alterations and miscellaneous accounted for 2.9 percent.

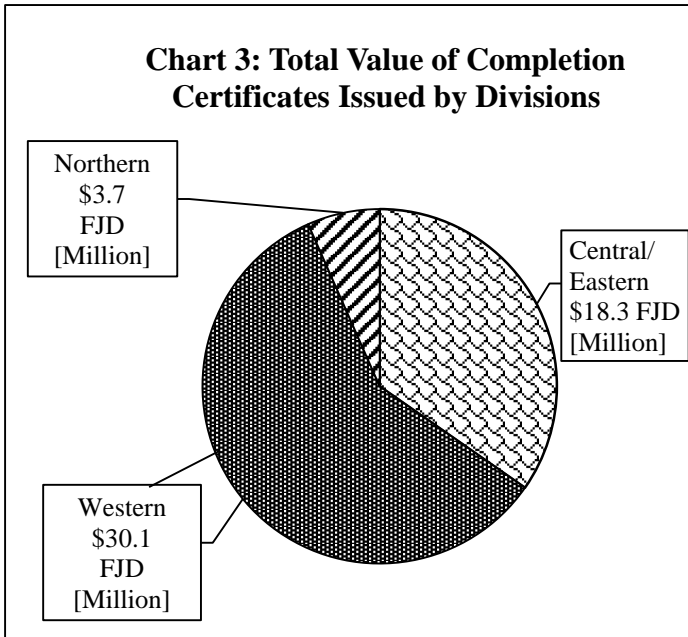
B: COMPLETION CERTIFICATES ISSUED



Key Facts

- A total of 169 Completion Certificates with a value of \$52.0 million were issued in the June quarter of 2018.
- When compared to the March quarter of 2018, the number of Completion Certificates issued and the value of construction works associated with the Completion Certificate increased by 10.5 percent and 3.8 percent respectively.
- When compared to June quarter 2017 the number of Completion Certificates and the value of construction works associated with the Completion Certificates increased by 15.8 percent and 106.6 percent respectively.

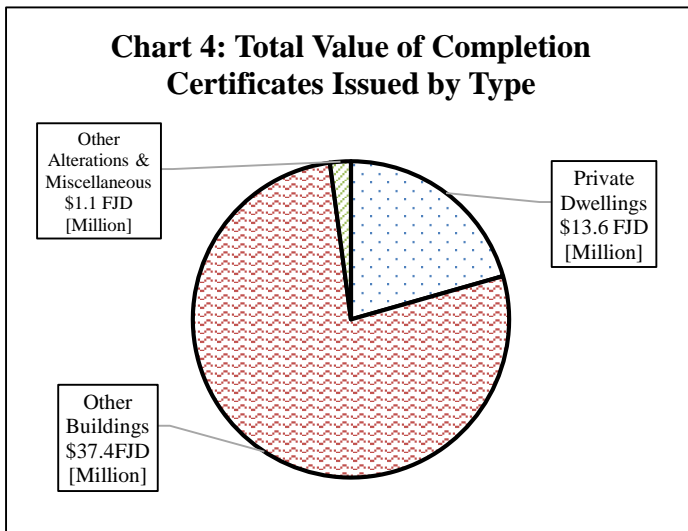
Chart 3: Total Value of Completion Certificates Issued by Divisions



The Breakdown by Division of the \$52.0 million value associated with the Completion Certificates issued were as follows:

- Central and Eastern Division accounted for 35.2 percent; and
- Western Division accounted for 57.9 percent;
- Northern Division accounted for 6.9 percent.

Chart 4: Total Value of Completion Certificates Issued by Type



The Breakdown by type of the \$52.0 million value associated with the Completion Certificates issued were as follows:

- Other buildings accounted for 71.9 percent;
- Private dwellings accounted for 26.0 percent; and
- Other alterations and miscellaneous accounted for 2.1 percent.

Caution:

Users of Building Statistics should exercise caution in interpreting statistics relating to the Building Permits and the Completion Certificates issued for specific periods due to the time lag between the Building Permits issued and the Completion Certificates issued. Thus, proper care should be taken when using these figures.

Please find attached the following:

Table 1: Building Permits Issued; and

Table 2: Completion Certificates Issued.

For further enquiries please contact Mr. Jashneel Prasad on email jprasad@statsfiji.gov.fj or telephone 331 5822 (ext.386245) or direct line 323 0842.

Building Statistics for September quarter of 2018 will be released in December 2018.



Epeli Waqavonovono [Mr]
Government Statistician

Reproduction of Material

Any table or material published in this release may be reproduced and published without the Fiji Bureau of Statistics' prior approval. However, the source of information should always be identified and acknowledged in all modes of presentation.