

STATISTICAL NEWS

FBoS Release No: 38, 2018

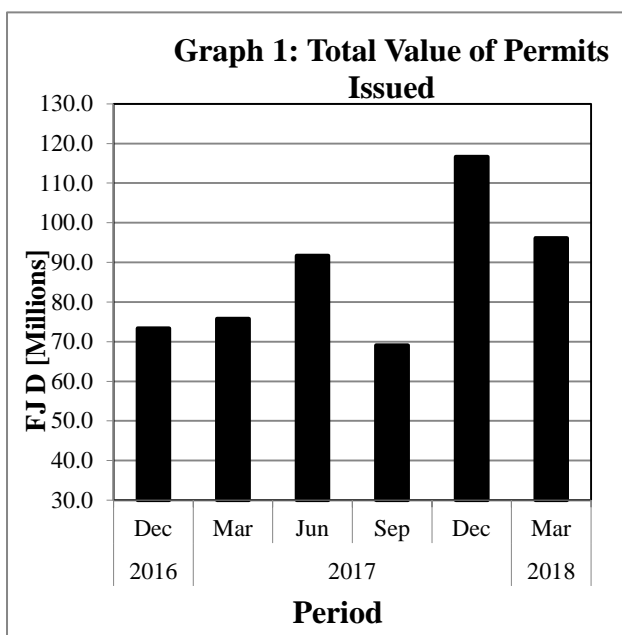
20th June, 2018

BUILDING STATISTICS

March Quarter 2018

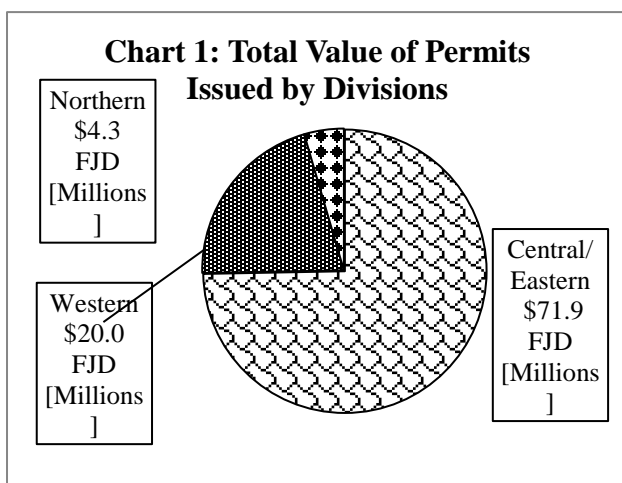
Building Statistics shows the number and value of permits and completion certificates issued during a period. The information is compiled using data supplied by the City & Town Councils and Rural Local Authorities.

A: BUILDING PERMITS ISSUE



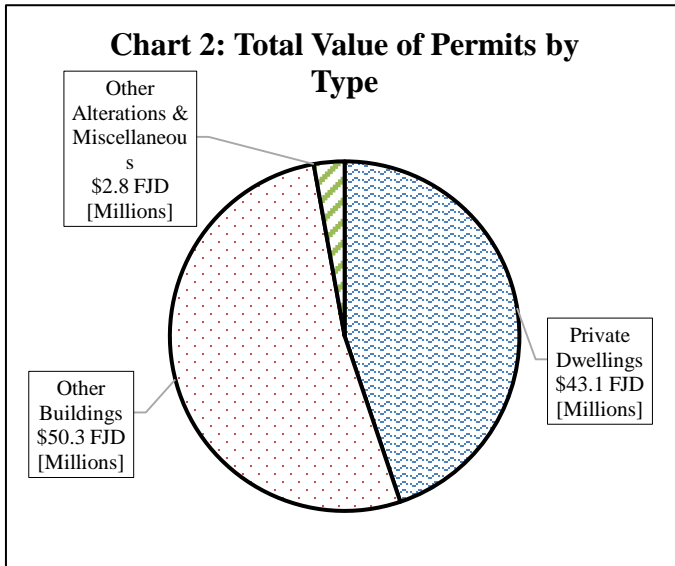
Key Facts

- A total of 415 Building Permits for construction work valued at \$96.2 million were issued in the March quarter of 2018.
- When compared to the December quarter 2017, the number of Building Permits issued and the corresponding value of works declined by 2.4 percent and 17.6 percent respectively.
- When compared to the March quarter 2017, the number of Building Permits issued and the corresponding value of works increased by 2.2 percent and 26.9 percent respectively



The Breakdown by Division of the \$96.2 million value associated with Building Permits issued, were as follows:

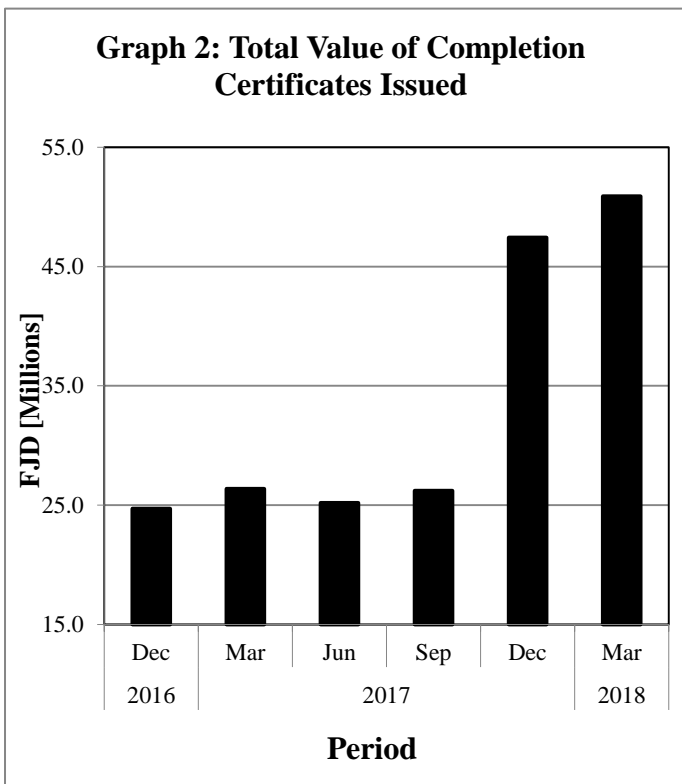
- Central and Eastern Division accounted for 74.7 percent;
- Western Division accounted for 20.8 percent; and
- Northern Division accounted for 4.5 percent.



The Breakdown by type of the \$96.2 million value associated with Building Permits issued, were as follows:


- Other buildings accounted for 52.3 percent; and
- Private dwellings accounted for 44.8 percent;
- Other alterations and miscellaneous accounted for 2.9 percent.

B: COMPLETION CERTIFICATES ISSUED



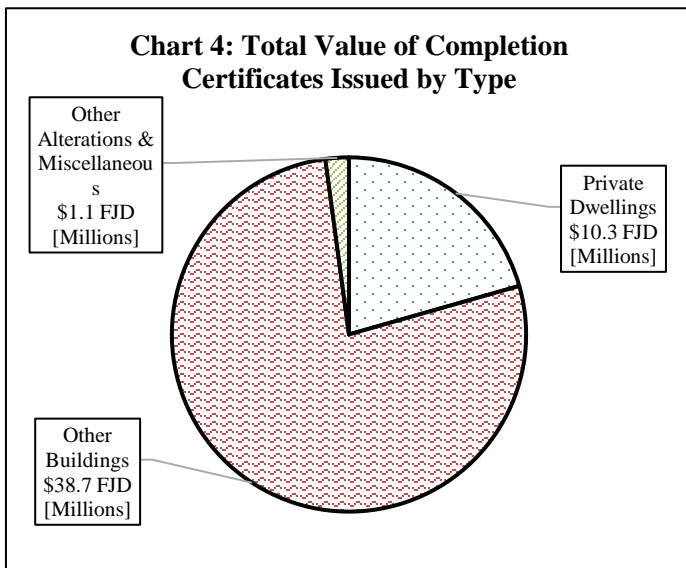
Key Facts

- A total of 153 Completion Certificates with a value of \$50.1 million were issued in the March quarter of 2018.
- When compared to the December quarter of 2017, the number of Completion Certificates issued declined by 2.5 percent but the value of construction works associated with the Completion Certificate increased 5.6 percent
- When compared to March quarter 2017 the number of Completion Certificates and the value of construction works associated with the Completion Certificates increased by 15.0 percent and 84.0 percent respectively.



The Breakdown by Division of the \$50.1 million value associated with the Completion Certificates issued were as follows:

- Western Division accounted for 58.7 percent;
- Central and Eastern Division accounted for 34.7 percent; and
- Northern Division accounted for 6.6 percent.



The Breakdown by type of the \$50.1 million value associated with the Completion Certificates issued, were as follows:

- Other buildings accounted for 77.3 percent; and
- Private dwellings accounted for 20.6 percent;
- Other alterations and miscellaneous accounted for 2.1 percent.

Caution:

Users of Building Statistics should exercise caution in interpreting statistics relating to the Building Permits and the Completion Certificates issued for specific periods due to the time lag between the Building Permits issued and the Completion Certificates issued. Thus, proper care should be taken when using these figures.

Please find attached the following:

Table 1: Building Permits Issued; and

Table 2: Completion Certificates Issued.

For further enquiries please contact Mr. Antonio Sokomuri on email asokomuri@statsfiji.gov.fj or telephone 331 5822 (ext.386 245) or direct line 323 0842.

Building Statistics for June quarter of 2018 will be released in September 2018.



Epeli Waqavonovono [Mr]
Government Statistician

Reproduction of Material

Any table or material published in this report may be reproduced and published without the Fiji Bureau of Statistics' prior approval. However, the source of information should always be identified and acknowledged in all modes of presentation.