

# STATISTICAL NEWS

FBoS Release No: 100, 2018

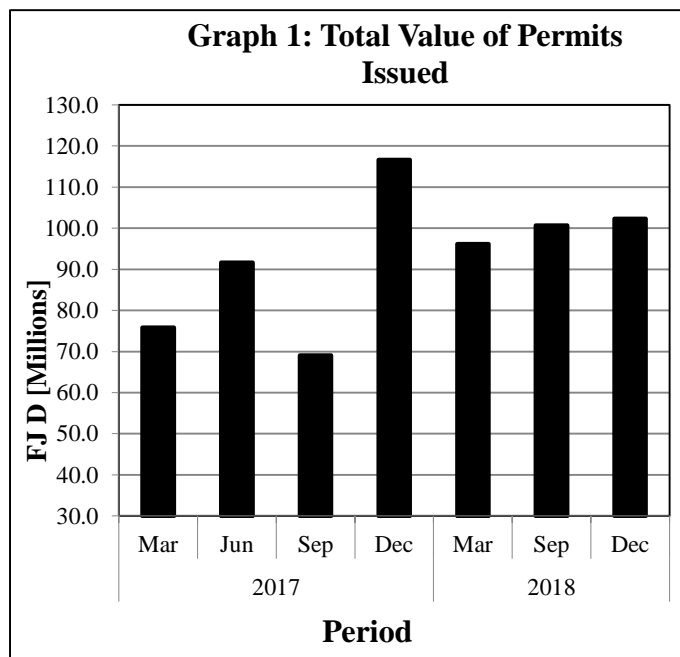
20<sup>th</sup> December, 2018

## BUILDING STATISTICS

### September Quarter 2018


Building Statistics shows the number and value of permits and completion certificates issued during a period. The information is compiled using data supplied by the City & Town Councils and Rural Local Authorities.

#### A: BUILDING PERMITS ISSUE



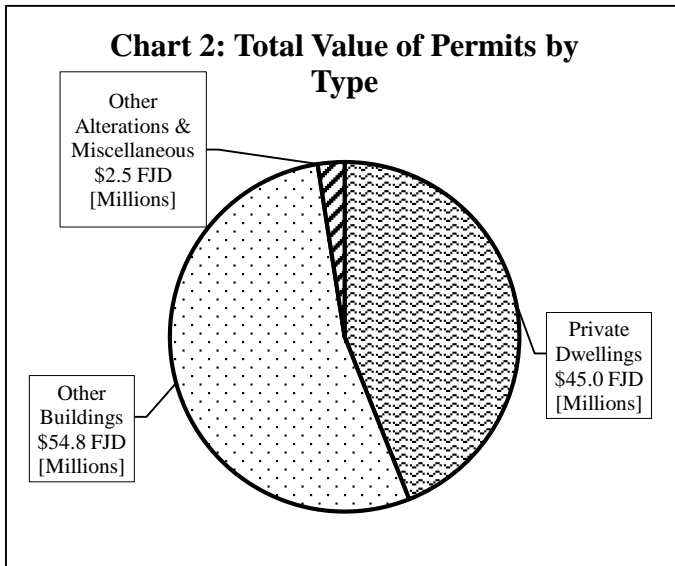
#### Key Facts

- A total of 439 Building Permits for construction work valued at \$102.3 million were issued in the September quarter of 2018.
- When compared to the June quarter 2018, the number of Building Permits issued declined by 0.5 percent while the corresponding value of works increased by 1.6 percent.
- When compared to the September quarter 2017, the number of Building Permits issued and the corresponding value of works increased by 6.6 percent and 48.1 percent respectively



The Breakdown by Division of the \$102.3 million value associated with Building Permits issued, were as follows:

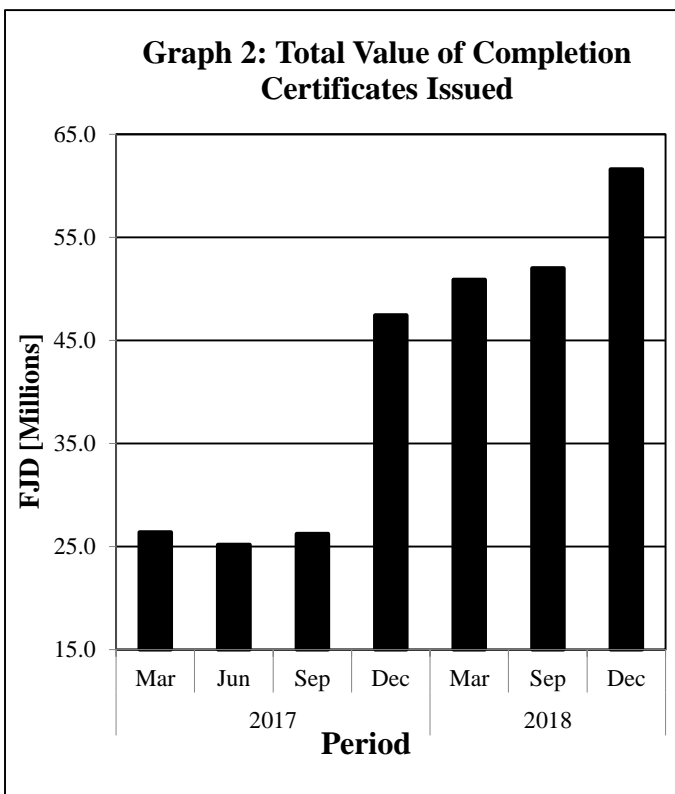
- Central and Eastern Division accounted for 70.8 percent;
- Western Division accounted for 25.9 percent; and
- Northern Division accounted for 3.3 percent.



The Breakdown by type of the \$102.3 million value associated with Building Permits issued, were as follows:


- Other buildings accounted for 53.6 percent; and
- Private dwellings accounted for 44.0 percent;
- Other alterations and miscellaneous accounted for 2.4 percent.

**B: COMPLETION CERTIFICATES ISSUED**



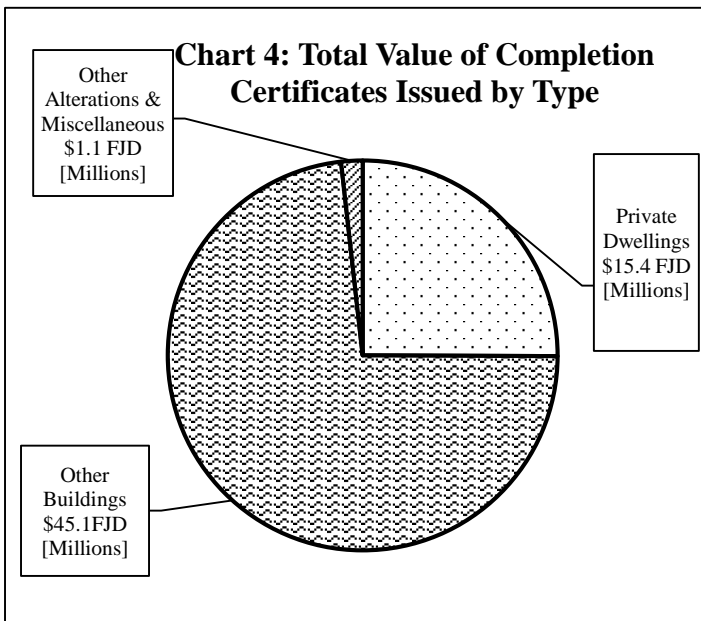
**Key Facts**

- A total of 174 Completion Certificates with a value of \$61.6 million were issued in the September quarter of 2018.
- When compared to the June quarter of 2018, the number of Completion Certificates issued and the value of construction works associated with the Completion Certificate increased by 3.0 percent and 18.4 percent respectively.
- When compared to September quarter 2017 the number of Completion Certificates and the value of construction works associated with the Completion Certificates increased by 14.5 percent and 135.0 percent respectively.



The Breakdown by Division of the \$61.6 million value associated with the Completion Certificates issued were as follows:

- Central and Eastern Division accounted for 56.2 percent;
- Western Division accounted for 38.6 percent; and
- Northern Division accounted for 5.2 percent.



The Breakdown by type of the \$61.6 million value associated with the Completion Certificates issued, were as follows:

- Other buildings accounted for 73.2 percent; and
- Private dwellings accounted for 25.0 percent;
- Other alterations and miscellaneous accounted for 1.8 percent.

**Caution:**

Users of Building Statistics should exercise caution in interpreting statistics relating to the Building Permits and the Completion Certificates issued for specific periods due to the time lag between the Building Permits issued and the Completion Certificates issued. Thus, proper care should be taken when using these figures.

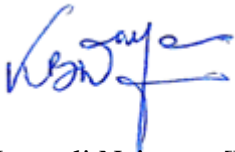
**Please find attached the following:**

**Table 1:** Building Permits Issued; and

**Table 2:** Completion Certificates Issued.

For further enquiries please contact Mr. Antonio Sokomuri on email [asokomuri@statsfiji.gov.fj](mailto:asokomuri@statsfiji.gov.fj) or telephone 331 5822 (ext.386 245) or direct line 323 0842.

Building Statistics for December quarter of 2018 will be released in March 2019.



Kemueli Naiqama [Mr]  
**Deputy Government Statistician**

---

**Reproduction of Material**

Any table or material published in this report may be reproduced and published without the Fiji Bureau of Statistics' prior approval. However, the source of information should always be identified and acknowledged in all modes of presentation.