

STATISTICAL NEWS

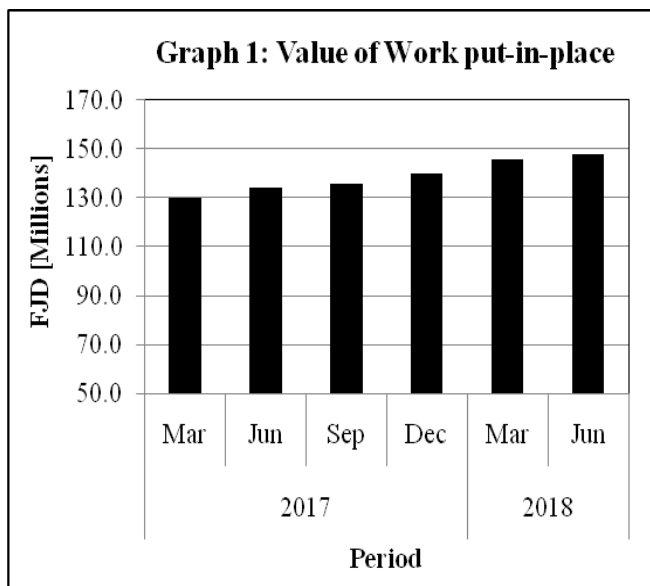
FBoS Release No: 86, 2018

18th October 2018

CONSTRUCTION STATISTICS

June Quarter 2018

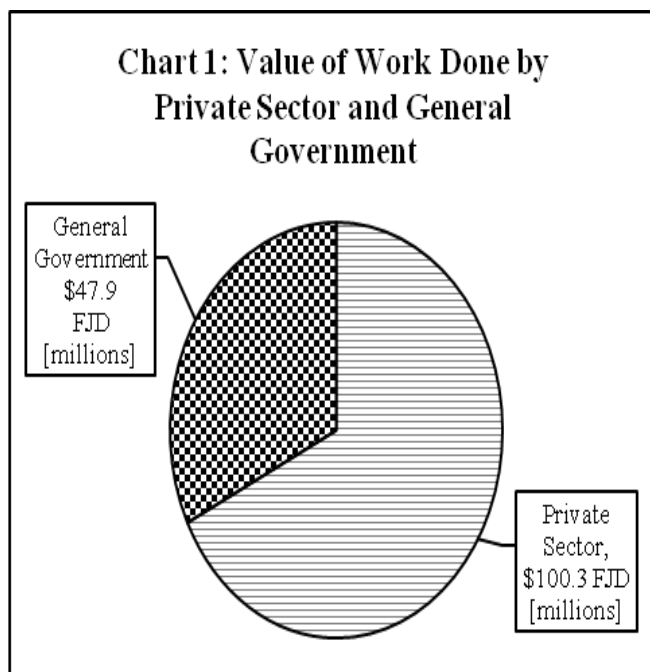
The findings presented in this release is based on data gathered from all registered Private Building and Civil Works Contractors engaged in work for both the Private Sector and the General Government. It provides us with a short-term indicator of the sectors performance.



Key Facts

- Total estimated value of work put-in-place was \$148.2 million for the June quarter of 2018.
- Total value of work put-in-place increased by 1.3 percent (\$2.0 million) when compared to the March quarter of 2018.
- Total value of work put in place increased by 10.3 percent (\$13.8 million) when compared to the June quarter of 2017.

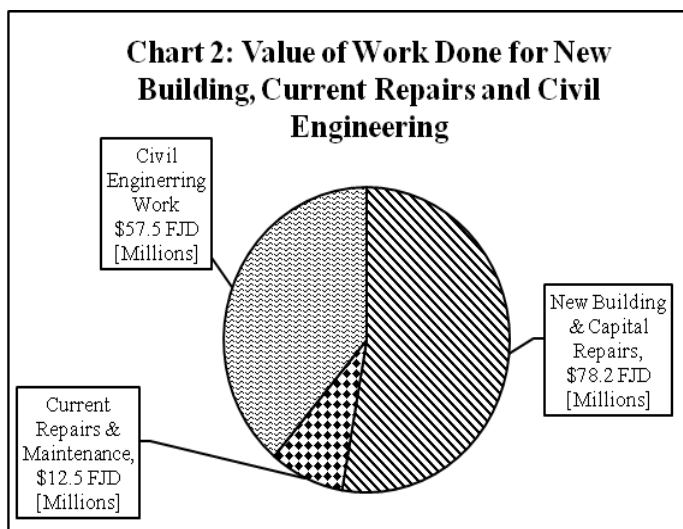
Value of Work Done for Private Sector and General Government



From the total estimated value of \$148.2 million, for work done in the June quarter of 2018:

- 67.7 percent was in the Private Sector;
 - Total value of work done attributed to the Private Sector was up by 2.4 percent (\$2.4 million) when compared to the March quarter of 2018 and 14.8 percent (\$13.0 million) when compared to the June quarter of 2017 respectively.
- 32.3 percent was in the General Government;
 - Total value of work done for General Government decline by 0.8 percent (\$0.4 million) when compared to the March quarter 2018 but increase by 1.8 percent (\$0.8 million) when compared to the June quarter of 2017.

Value of Work Done for New Building, Current Repairs and Maintenance and Civil Engineering



From the total estimated value of \$148.2 million, for work done in the June quarter of 2018:

- New Buildings and Capital Repairs accounted for 52.8 percent;
 - Total value of New Buildings and Capital Repairs was up by 2.6 percent (\$2.0 million) when compared to the March quarter of 2018 and 12.9 percent (\$9.0 million) when compared to the June quarter of 2017 respectively.
- Current Repairs and Maintenance accounted for 8.4 percent;
 - Total value of Current Repairs and Maintenance was up by 1.6 percent (\$0.2 million) compared to March quarter of 2018 and 34.6 percent (\$3.2 million) when compared to June quarter of 2017 respectively.
- Civil Engineering Works accounted for 38.8 percent;
 - Total value of Civil Engineering Works decline by 0.4 percent (\$0.2 million) compared to March quarter of 2018 but increase by 2.9 percent (\$1.6 million) when compared to June quarter of 2017.

Please find attached the following:

Table 1: Estimated Value of Work put in place; and
Appendix 1: Technical notes.

For further enquiries please contact Mr. Antonio Sokomuri on email asokomuri@statsfiji.gov.fj or telephone 331 5822 (ext. 386 244) or direct line 323 0844.

Construction Survey for September quarter of 2018 will be released in December 2018.



Epeli Waqavonovono [Mr]
Government Statistician

Reproduction of Material

Any table or material published in this release may be reproduced and published without the Fiji Bureau of Statistics' prior approval. However, the source of information should always be identified and acknowledged in all modes of presentation.