



**Fiji Bureau of  
Statistics**

*Ratu Sukuna House, Corner of Mac Arthur Street and Victoria Parade, Suva, Fiji*

*P O Box 2221  
Government Buildings  
Suva  
FIJI*

*Telephone: [679] 3315822  
Fax No: [679] 3303656  
E-mail: info@statsfiji.gov.fj  
Website: www.statsfiji.gov.fj*

# STATISTICAL NEWS

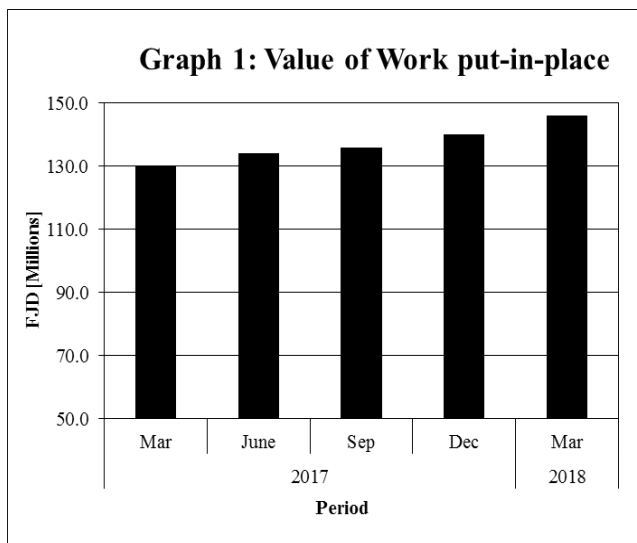
FBoS Release No: 65, 2018

14<sup>th</sup> September 2018

## CONSTRUCTION STATISTICS

### March Quarter 2018

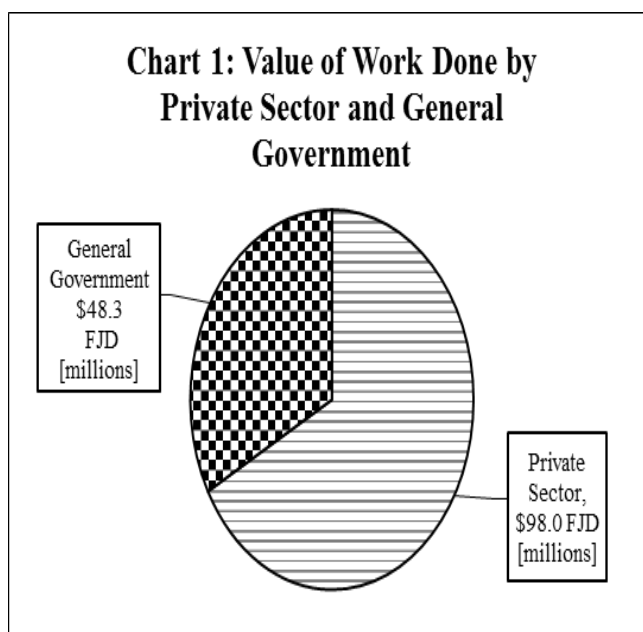
The findings presented in this release is based on data gathered from a representative sample of all registered Private Building and Civil Works Contractors engaged in work for both the Private Sector and the General Government. It provides us with a short-term indicator of the sectors performance.



#### Key Facts

- Total estimated value of work put-in-place was \$146.3 million for the March quarter of 2018.
- Total value of work put-in-place increased by 4.3 percent (\$6.0 million) when compared to the December quarter of 2017.
- Total value of work put in place increased by 12.7 percent (\$16.4 million) when compared to the March quarter of 2017.

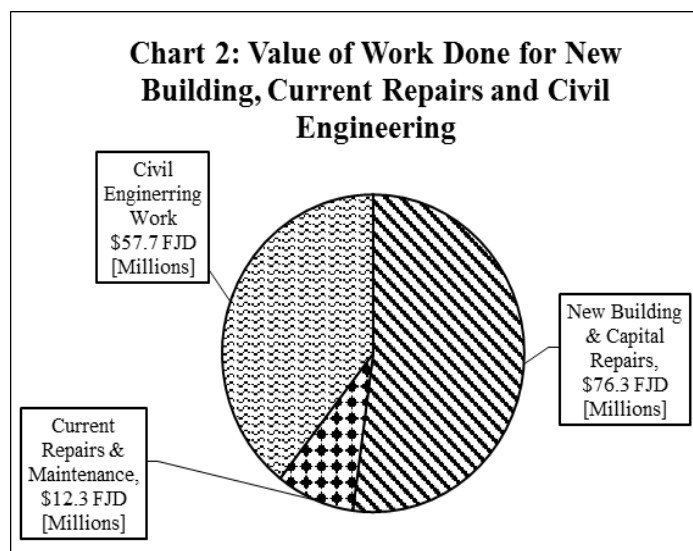
#### Value of Work Done for Private Sector and General Government



From the total estimated value of \$146.3 million, for work done in the March quarter of 2018:

- 67.0 percent was in the Private Sector;
  - Total value of work done attributed to the Private Sector was up by 5.6 percent (\$5.2 million) when compared to the December quarter of 2017 and 17.8 percent (\$14.8 million) when compared to the March quarter of 2017 respectively.
- 33.0 percent was in the General Government;
  - Total value of work done for General Government was up by 1.7 percent (\$0.8 million) when compared to the December quarter 2017 and 3.5 percent (\$1.6 million) when March quarter of 2017.

## Value of Work Done for New Building, Current Repairs and Maintenance and Civil Engineering



From the total estimated value of \$146.3 million, for work done in the March quarter of 2018:

- New Buildings and Capital Repairs accounted for 52.2 percent;
  - Total value of New Buildings and Capital Repairs was up by 4.4 percent (\$3.2 million) when compared to the December quarter of 2017 and 13.9 percent (\$9.3 million) when compared to the March quarter of 2017 respectively.
- Current Repairs and Maintenance accounted for 8.4 percent;
  - Total value of Current Repairs and Maintenance was up by 13.7 percent (\$1.5 million) compared to December quarter of 2017 and 44.8 percent (\$3.8 million) when compared to March quarter of 2017 respectively.
- Civil Engineering Works accounted for 39.4 percent;
  - Total value of Civil Engineering Works was up by 2.4 percent (\$1.3 million) compared to December quarter of 2017 and 6.1 percent (\$3.3 million) when compared to March quarter of 2017 respectively.

**Please find attached the following:**

**Table 1:** Estimated Value of Work put in place; and

**Appendix 1:** Technical notes.

For further enquiries please contact Mr. Antonio Sokomuri on email [asokomuri@statsfiji.gov.fj](mailto:asokomuri@statsfiji.gov.fj) or telephone 331 5822 (ext. 386 244) or direct line 323 0844.

Construction Survey for June quarter of 2018 will be released in September 2018.



Epeli Waqavonovono [Mr]  
**Government Statistician**

---

### **Reproduction of Material**

Any table or material published in this report may be reproduced and published without the Fiji Bureau of Statistics' prior approval. However, the source of information should always be identified and acknowledged in all modes of presentation.