

# STATISTICAL NEWS

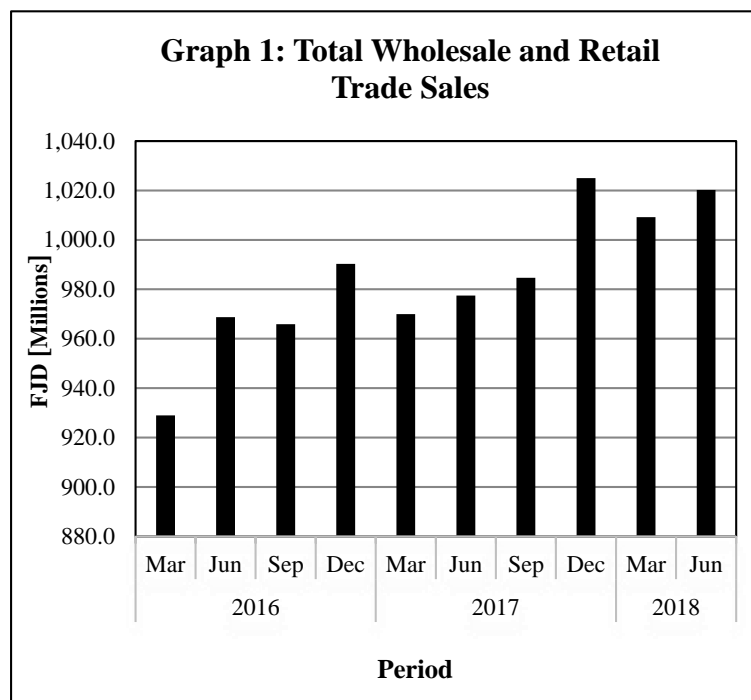
FBoS Release No. 89, 2018

30<sup>th</sup> October 2018

## WHOLESALE AND RETAIL TRADE STATISTICS

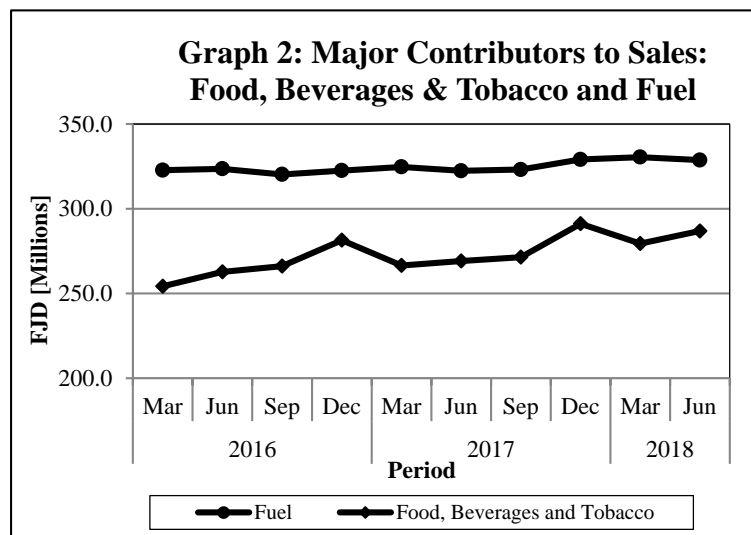
### June Quarter 2018

The Survey covers registered businesses engaged in Wholesale and Retail Trade; Repair of Motor Vehicles and Motor Cycles that accounts for 80 percent of Total Turnover in this business sector. The statistics provides us with a short-term indicator of the industry's performance.

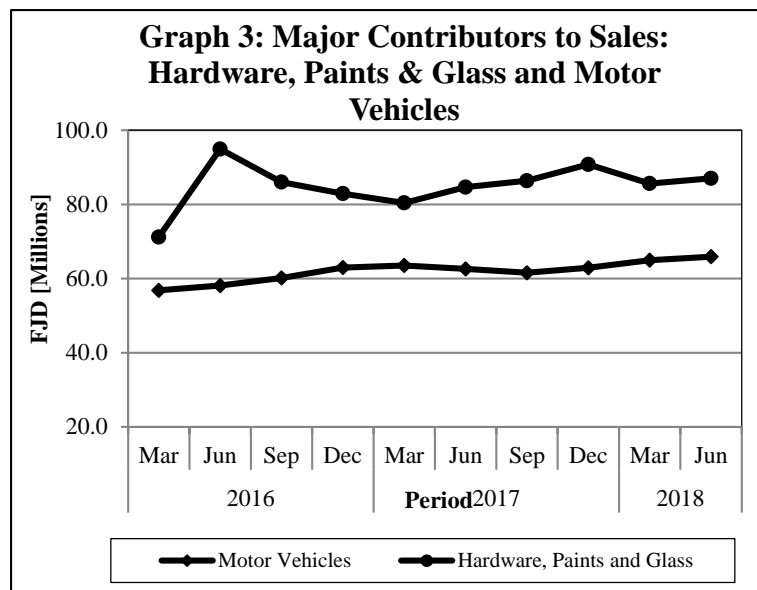


### Key Facts

- Total Wholesale and Retail Trade sales stood at \$1,020.2 million for the June quarter of 2018.
- Total sales rose by 1.1 percent (\$11.0 million) when compared to the March quarter of 2018 due to increase in the sale of Food and non-alcoholic beverages and hardware, paints and glass.
- Total sales rose by 4.4 percent (\$42.7 million) when compared to the June quarter of 2017 due to an increase in the sale of Food and non-alcoholic beverages, textile and clothing and hardware, paints and glass in specialized stores.



- Total Sales of automotive fuel fell by 0.5 percent (\$1.8 million) when compared to the March quarter of 2018.
- Total Sales of food & non-alcoholic beverages and tobacco & alcoholic beverages rose by 2.6 percent (\$7.4 million) when compared to the March quarter of 2018.
- Total sales of food & non-alcoholic beverages and tobacco & alcoholic beverages and automotive fuel rose by 6.6 percent (\$17.7 million) when compared to the June quarter of 2017.



- Total Sales of motor vehicles increase by 1.4 percent (\$0.9 million) when compared to the March quarter of 2018.
- Total Sales of hardware, paints and glass rose by 1.6 percent (\$1.4 million) when compared to the March quarter of 2018.
- Total sales of hardware, paints & glass and motor vehicle increased by 3.8 percent (\$5.7 million) when compared to the June quarter of 2017.

**Caution:**

Users are to note the limitations of the survey findings for instance, in a situation where a business is involved in multiple activities, for e.g. both wholesale and retail trade; it is the predominant activity which determines the classification.

**Please find attached the following tables:**

**Table 1:** Quarterly and Yearly Wholesale and Retail Trade Sales; and

**Table 2:** Quarterly and Yearly Wholesale and Retail Trade Stock.

For further enquiries please contact Mr. Antonio Sokomuri on email [asokomuri@statsfiji.gov.fj](mailto:asokomuri@statsfiji.gov.fj) or telephone 331 5822 (ext. 386 244) or direct line 323 0844.

The Wholesale and Retail Trade Statistics Release for September quarter of 2018 will be released in December 2018.

Epeli Waqavonovono [Mr]  
**Government Statistician**

**Reproduction of Material**

Any table or material published in this release may be reproduced and published without the Fiji Bureau of Statistics' prior approval. However, the source of information should always be identified and acknowledged in all modes of presentation.