

STATISTICAL NEWS

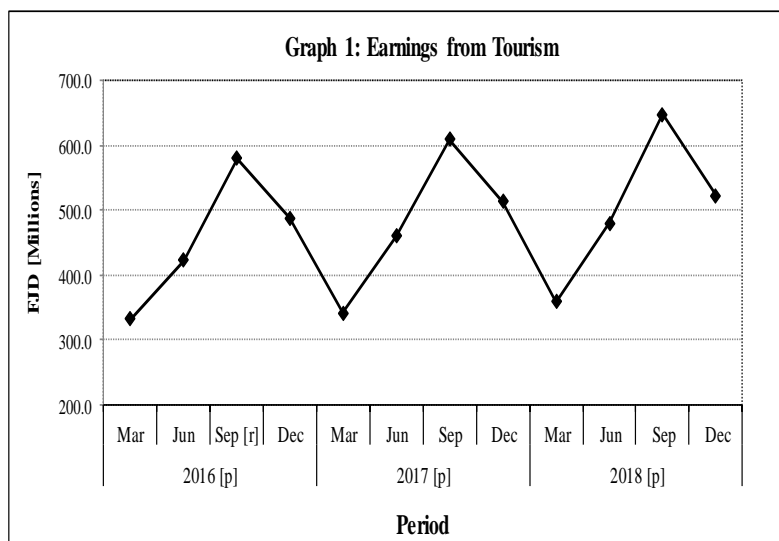
FBoS Release No:12, 2019

28th February 2019

FIJI'S EARNINGS FROM TOURISM December Quarter and Annual 2018

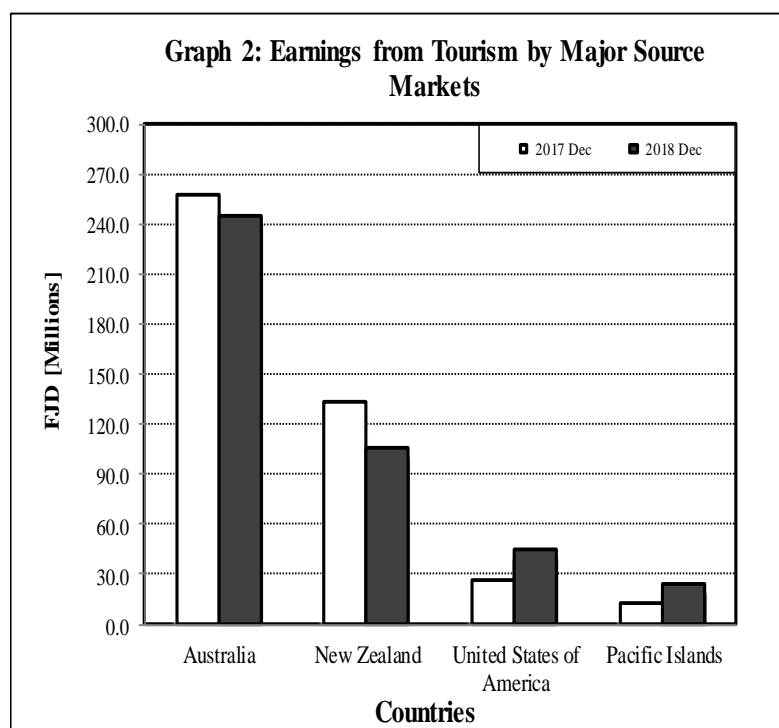
Fiji's Earnings from Tourism indicate the spending of our international visitors. The figure is derived from an estimated average daily spend of visitors (per diem) and the total visitor days in Fiji.

December Quarter 2018



Key Facts

- Fiji's earnings from tourism stood at \$522.9 million for the December quarter of 2018, an increase of 1.9 percent (\$9.9 million) over the December quarter of 2017.
- The December quarter 2018 earnings was 19.4 percent (\$126.0 million) lower than the amount recorded for the September quarter of 2018.

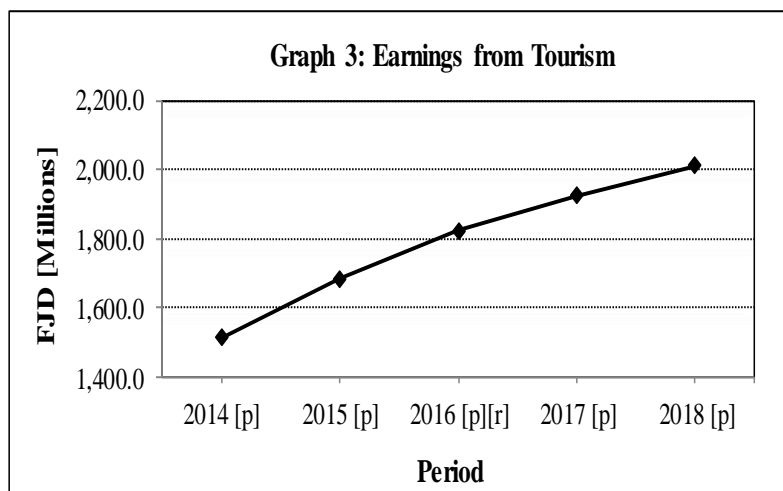


Compared to the December quarter of 2017, the major changes in earnings recorded by country were as follows:

- Australia down by 5.2 percent (\$13.5 million) to \$244.4 million contributing 46.7 percent to the total;
- New Zealand down by 20.7 percent (\$27.5 million) to \$105.5 million contributing 20.2 percent to the total;
- United States of America up by 71.2 percent (\$18.5 million) to \$44.5 million contributing 8.5 percent to the total; and
- Pacific Islands up by 91.4 percent (\$11.7 million) to \$24.5 million contributing 4.7 percent to the total.

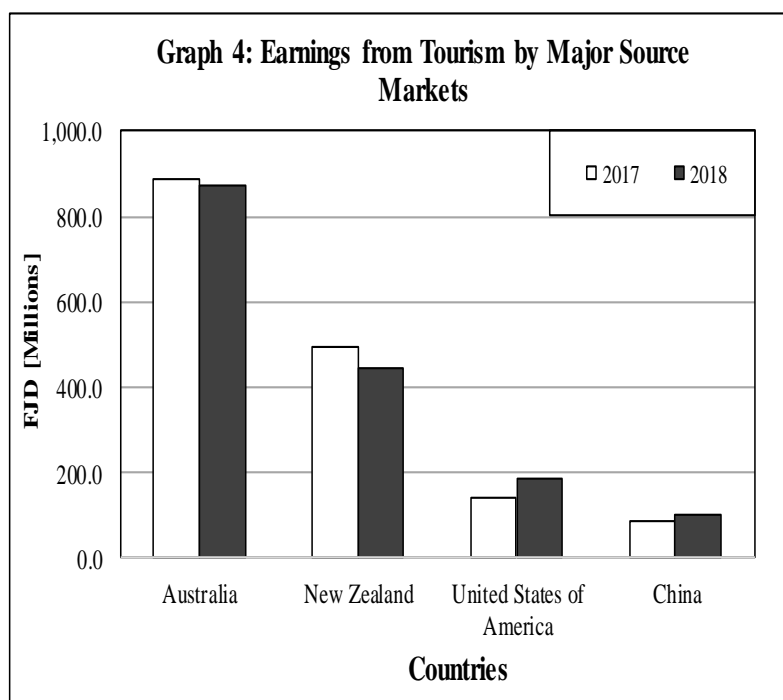
These countries accounted for 80.1 percent of earnings in the December quarter of 2018, a decrease of 3.7 percentage point when compared to the December quarter of 2017.

Annual 2018



Key Facts

- Fiji's earnings from tourism in 2018 stood at \$2,010.3 million.
- Earnings went up by 4.5 percent (\$86.0 million) when compared to the 2017 figure of \$1,924.3 million.



Compared to 2017, the major changes in earnings recorded by country were as follows:

- Australia down by 1.5 percent (\$13.2 million) to \$874.4 million contributing 43.5 percent to the total;
- New Zealand down by 9.6 percent (\$47.0 million) to \$444.3 million contributing 22.1 percent to the total;
- United States of America up by 31.4 percent (\$43.8 million) to \$183.5 million contributing 9.1 percent to the total; and
- China up by 17.1 percent (\$14.7 million) to \$100.6 million contributing 5.0 percent to the total.

These countries accounted for 79.7 percent of earnings for the year 2018, a decrease of 3.7 percentage point when compared to 2017.

Please find attached the following:

- **Table 1:** Visitor Arrivals and Visitors Departure [Numbers];
- **Table 2:** Average Length of Stay and Total Visitors Days;
- **Table 3:** Per-Diem Expenditure and Earnings from Tourism; and
- **Table 4:** Earnings from Tourism By Purpose of Visit and Country.
- **Technical Notes.**

For further enquiries please contact Ms. Meredani Tiko on email mere_tiko@statsfiji.gov.fj or telephone 331 5822 (ext. 386 246) or direct line 323 0846.

Fiji's Earnings from Tourism for the March Quarter of 2019 will be released as soon as the disaggregated data becomes available.



Kemueli Naiqama [Mr]
Deputy Government Statistician

Reproduction of Material

Any table or material published in this release may be reproduced and published without the Fiji Bureau of Statistics' prior approval. However, the source of information should always be identified and acknowledged in all modes of presentation.