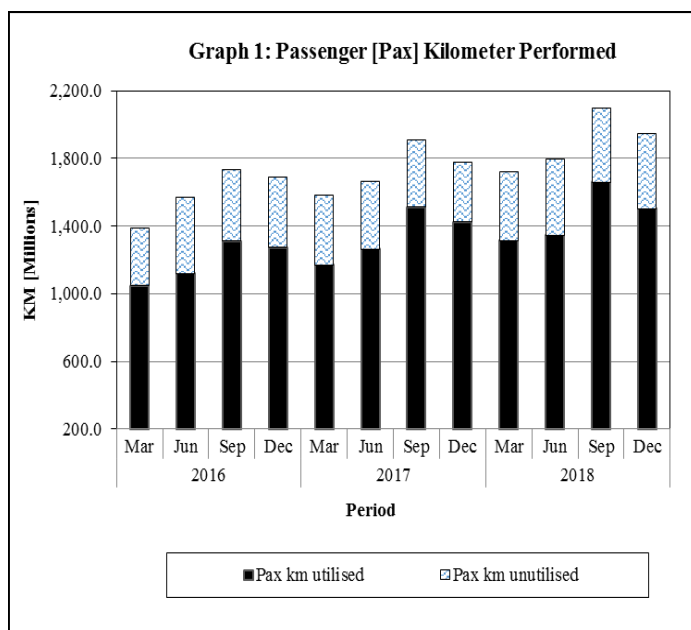


## AIRCRAFT STATISTICS

### December Quarter and Annual 2018

Aircraft statistics provides information on regular domestic and international operations by the local airlines. Services provided by the air transport operators include, transport of passengers or freight by air over regular routes and on regular schedules and non schedule transport.

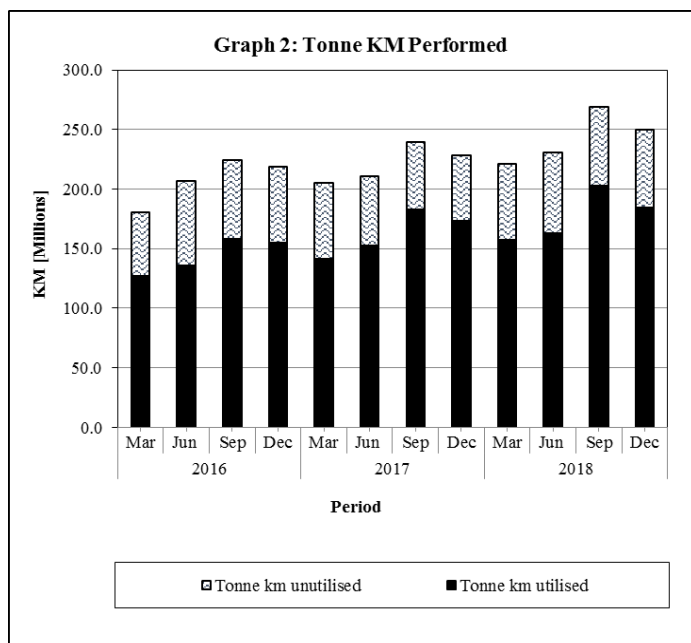
#### 1. Passenger Kilometer Performed International Flights



#### Key Facts

- The international flights utilized 77.1 percent (passenger load factor) of the total seat kilometer available of 1,949.1m in the December quarter of 2018.
- Compared to the September quarter of 2018 a 2.1 percentage point decline was registered in the load factor.
- Compared with December quarter of 2017 a 2.9 percentage point decline was registered in the load factor.

#### 2. Tonne Kilometer Performed International Flights

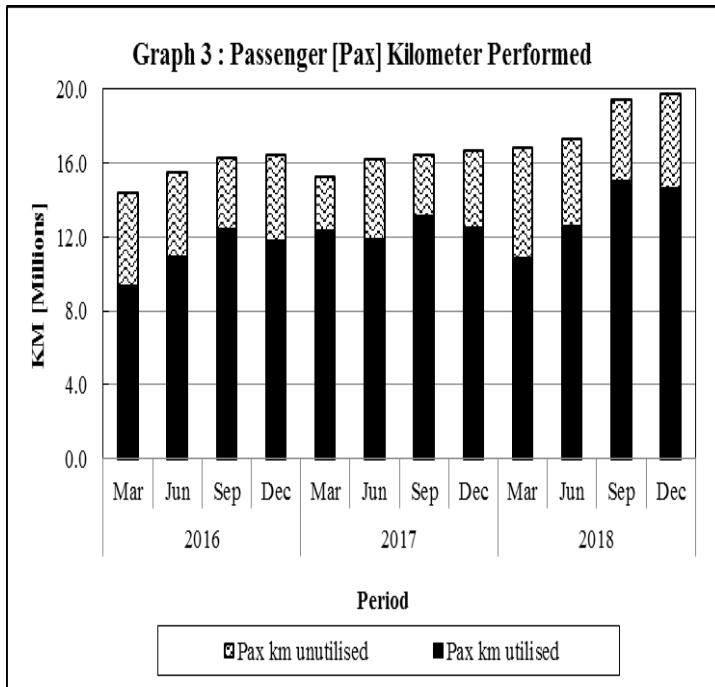


#### Key Facts

- The international flights utilized 73.8 percent (load factor) of the total tonne kilometer available of 250.2m in the December quarter of 2018.
- Compared to the September quarter of 2018 a 1.6 percentage point decline was registered in the load factor.
- Compared with the December quarter of 2017 a 2.0 percentage point decline was registered in the load factor.

### 3. Passenger Kilometer Performed

#### Domestic Flights

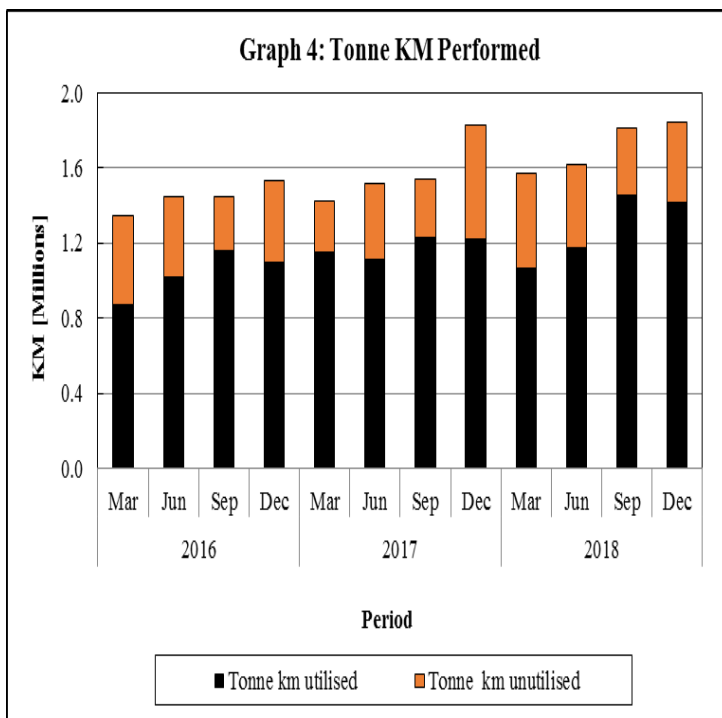


#### Key Facts

- The domestic flights utilized 73.9 percent (passenger load factor) of the total seat kilometer available of 19.8m in the December quarter of 2018.
- Compared to the September quarter of 2018 a 3.5 percentage point decline was registered in the load factor.
- Compared with December quarter of 2017 a 1.1 percentage point decline was registered in the load factor.

### 4. Tonne Kilometer Performed

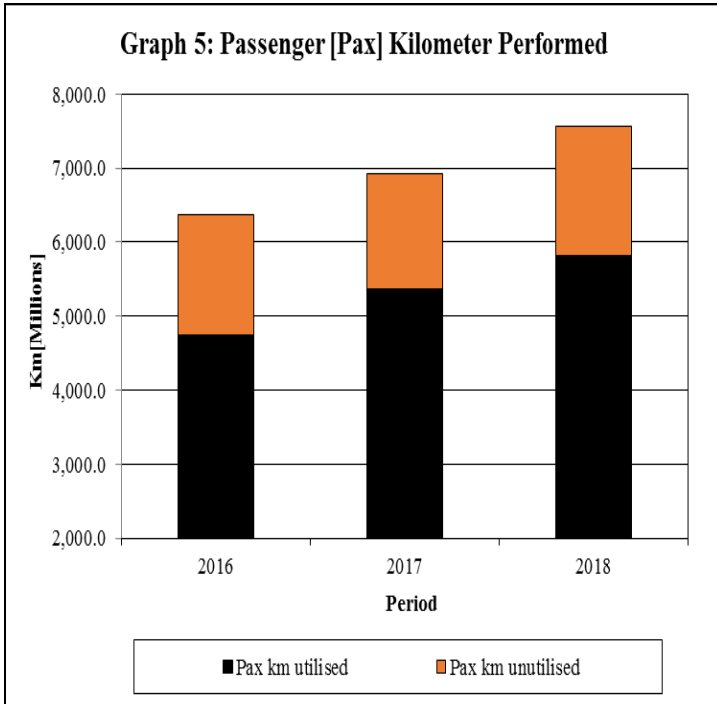
#### Domestic Flights



#### Key Facts

- The domestic flights utilized 76.8 percent (load factor) of the total tonne kilometer available of 1.8m in the December quarter of 2018.
- Compared to the September quarter of 2018 a 3.5 percentage point decline was registered in the load factor.
- Compared with the December quarter of 2017 a 10.1 percentage point increase was registered in the load factor.

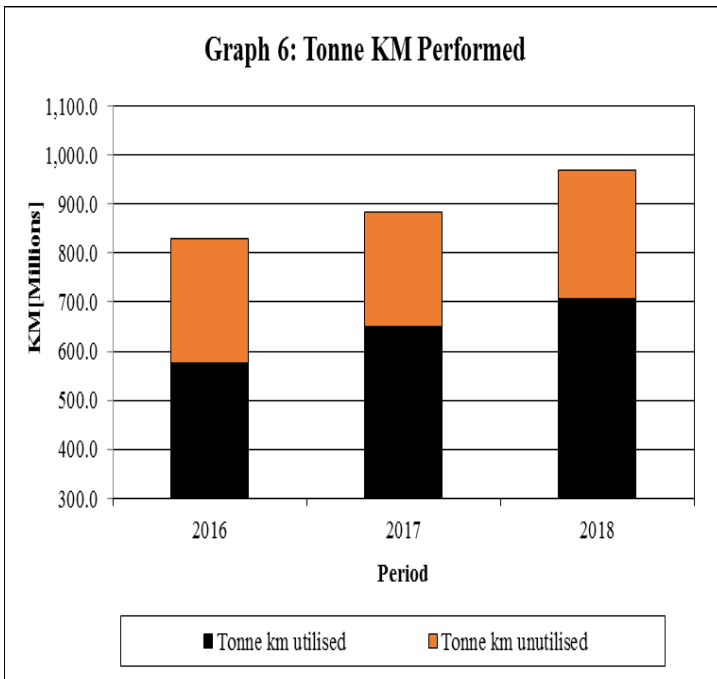
**5. Annual Passenger Kilometer Performed International Flights**



**Keys Facts**

- The international flights utilized 77.0 percent (passenger load factor) of the total seat kilometer available of 7,560.4m in the year 2018.
- Compared to 2017 a 0.5 percentage point decline was registered in the load factor.

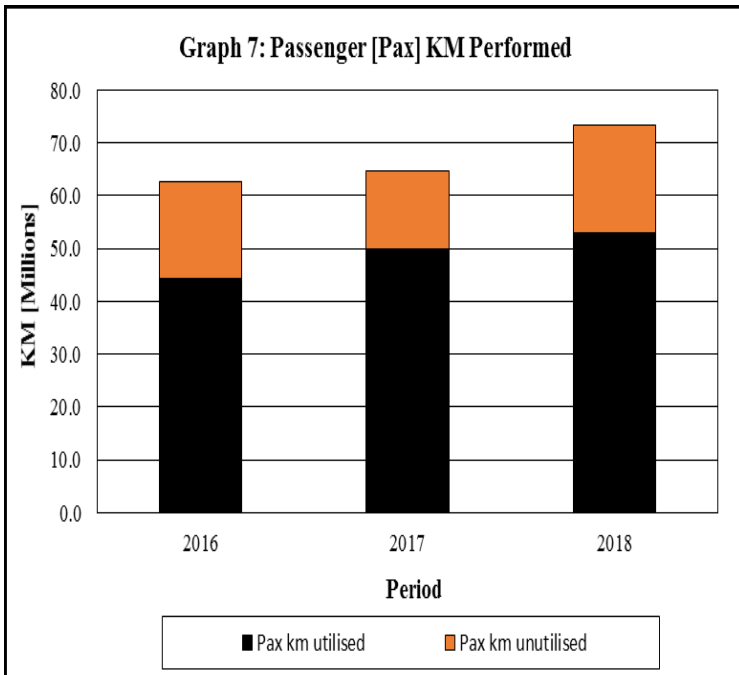
**6. Tonne Kilometer Performed International Flights**



**Keys Facts**

- The international flights utilized 72.9 percent (load factor) of the total tonne kilometer available of 970.5m in the year 2018.
- Compared to 2017 a 0.6 percentage point decline was registered in the load factor.

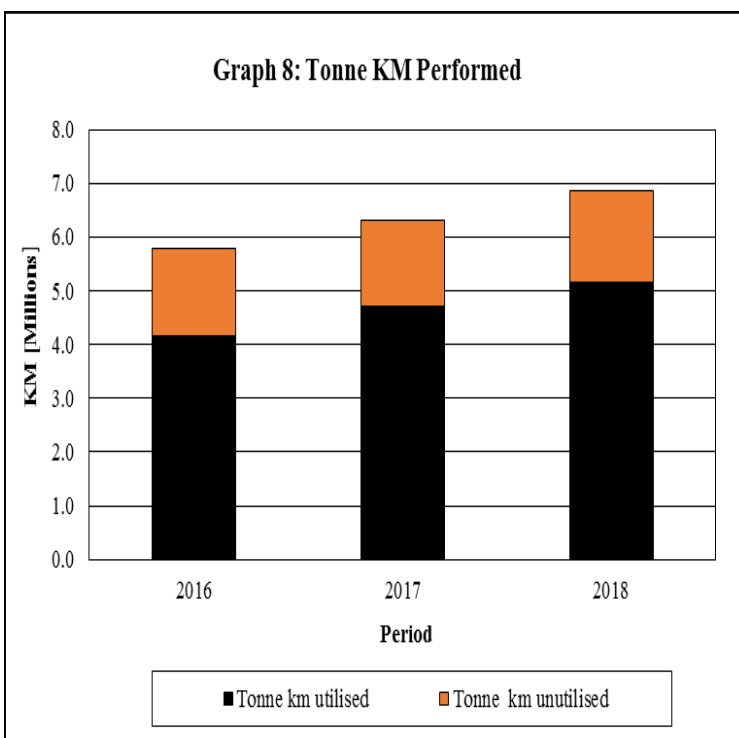
## 7. Annual Passenger Kilometer Performed Domestic Flights



### Keys Facts

- The domestic flights utilized 72.3 percent (passenger load factor) of the total seat kilometer available of 73.4m in the year 2018.
- Compared to 2017 a 4.8 percentage point decline was registered in the load factor.

## 8. Tonne Kilometer Performed Domestic Flights



### Key Facts

- The domestic flights utilized 75.4 percent (load factor) of the total tonne kilometer available of 6.9m in the year 2018.
- Compared to 2017 a 0.8 percentage point increase was registered in the load factor.

Figures provided in this release reflect the performance of the local airline industry during the reporting period. They are to be viewed from a production and capacity perspective. Production takes into account the airline seat take-up together with cargo load while capacity covers available airline seats, cargo carrying capability and distance covered.


Please find attached the following:

**Table 1:** Data on passenger - km performed of local airlines; and

**Table 2:** Data on tonne - km performed.

For further enquiries please contact Ms. Michelle Khan on email [mkhan@statsfiji.gov.fj](mailto:mkhan@statsfiji.gov.fj) or telephone 331 5822 (ext: 386 242) or direct line 323 0842.

Aircraft Statistics for the March quarter of 2019 will be released as soon as the disaggregated data becomes available.



Kemueli Naiqama [Mr]

**Deputy Government Statistician**

---

### **Reproduction of Material**

Any table or material published in this release may be reproduced and published without the Fiji Bureau of Statistics' prior approval. However, the source of information should always be identified and acknowledged in all modes of presentation.