



STATISTICAL NEWS

FBoS Release No: 26, 2019

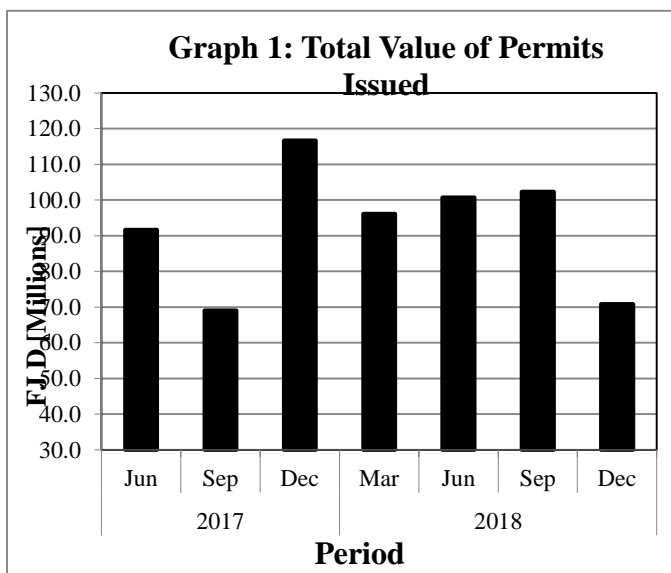
22nd March, 2018

BUILDING STATISTICS

December Quarter and Annual 2018


Building Statistics shows the number and value of permits and completion certificates issued during a period. The information is compiled using data supplied by the City & Town Councils and Rural Local Authorities.

A: BUILDING PERMITS ISSUE



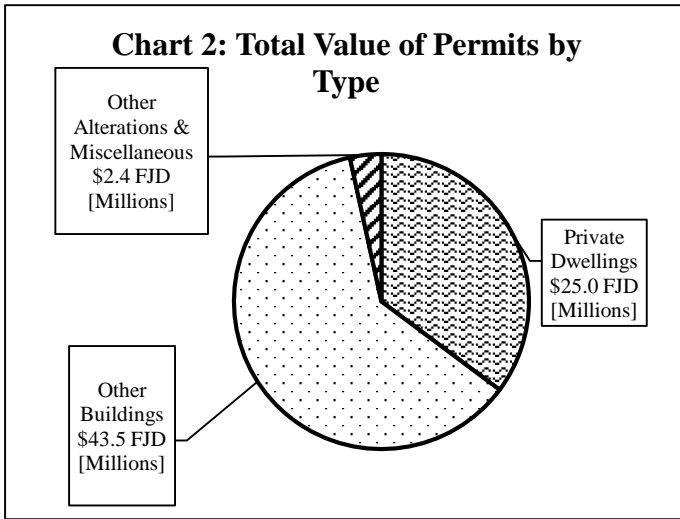
Key Facts

- A total of 430 Building Permits for construction work valued at \$70.9 million were issued in the December quarter of 2018.
- When compared to the September quarter 2018, the number of Building Permits issued and corresponding value of works declined by 2.1 and 30.7 percent respectively.
- When compared to the December quarter 2017, the number of Building Permits issued increased by 1.2 percent while the corresponding value of works declined by 39.3 percent.



The Breakdown by Division of the \$70.9 million value associated with Building Permits issued, were as follows:

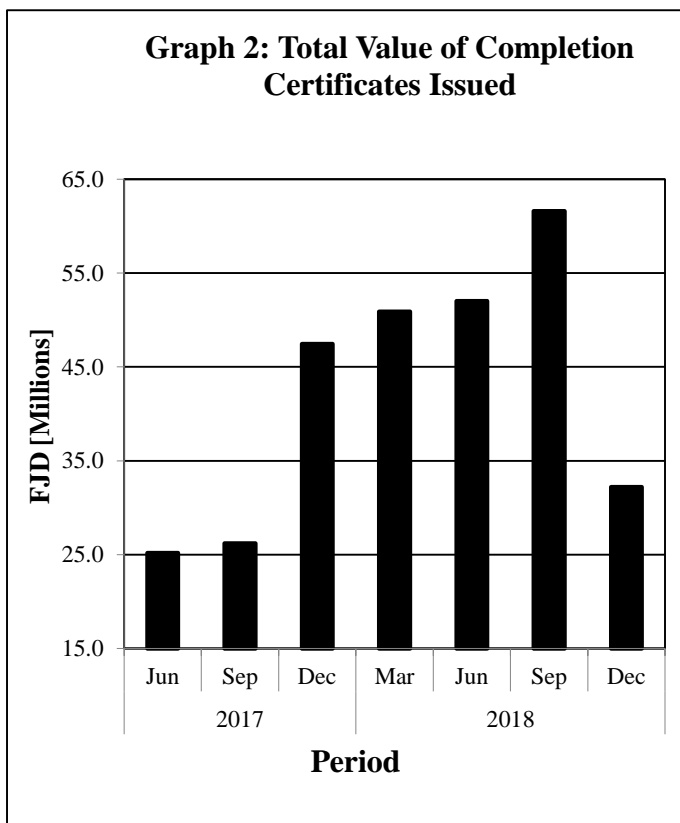
- Western Division accounted for 50.9 percent;
- Central/Eastern accounted for 43.2 percent; and
- Northern Division accounted for 5.9 percent.



The Breakdown by type of the \$70.9 million value associated with Building Permits issued, were as follows:


- Other buildings accounted for 61.3 percent; and
- Private dwellings accounted for 35.3 percent;
- Other alterations and miscellaneous accounted for 3.4 percent.

B: COMPLETION CERTIFICATES ISSUED




Key Facts

- A total of 167 Completion Certificates with a value of \$32.2 million were issued in the December quarter of 2018.
- When compared to the September quarter of 2018, the number of Completion Certificates issued and the value of construction works associated with the Completion Certificate declined by 4.0 percent and 47.7 percent respectively.
- When compared to December quarter 2017 the number of Completion Certificates increased by 6.4 percent while the value of construction works associated with the Completion Certificates declined by 32.1 percent.



The Breakdown by Division of the \$32.2 million value associated with the Completion Certificates issued were as follows:

- Western Division accounted for 50.3 percent;
- Central/Eastern Division accounted for 42.6 percent; and
- Northern Division accounted for 7.1 percent.

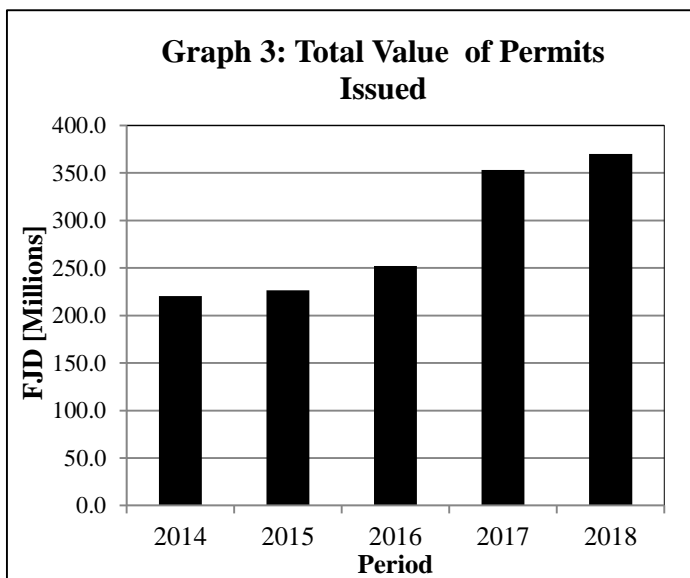


The Breakdown by type of the \$32.2 million value associated with the Completion Certificates issued, were as follows:

- Other buildings accounted for 68.0 percent; and
- Private dwellings accounted for 28.3 percent;
- Other alterations and miscellaneous accounted for 3.7 percent.

Annual 2018

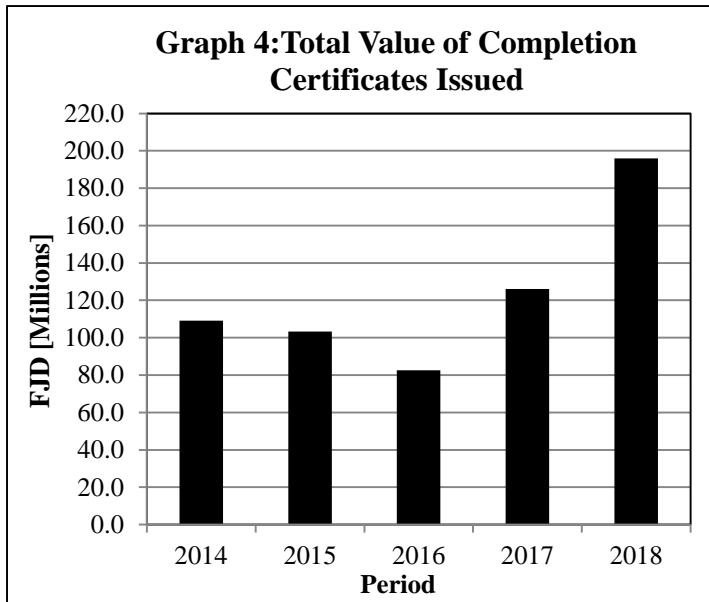
BUILDING PERMITS ISSUED



Key Facts:

- Total number of Building Permits issued was 1,725 with a value of \$370.0 million in 2018.
- The number of Building Permits and the total value of construction works approved increased by 6.6 percent and 4.8 percent respectively when compared to 2017.

COMPLETION CERTIFICATES ISSUED



Key Facts:

- Total number of Completion Certificates issued was 663 with a value of \$195.9 million in 2018.
- The number of Completion Certificates issued and the value of construction works associated with the Completion Certificates increased by 12.8 percent and 55.4 percent respectively when compared to 2017.

Caution:

Users of Building Statistics should exercise caution in interpreting statistics relating to the Building Permits and the Completion Certificates issued for specific periods due to the time lag between the Building Permits issued and the Completion Certificates issued. Thus, proper care should be taken when using these figures.

Please find attached the following:

Table 1: Building Permits Issued; and

Table 2: Completion Certificates Issued.

For further enquiries please contact Mr. Jashneel Prasad on email jprasad@statsfiji.gov.fj or telephone 331 5822 (ext.386 245) or direct line 323 0842.

Building Statistics for March quarter of 2019 will be released in June 2019.

Kemueli Naiqama [Mr]
Deputy Government Statistician

Reproduction of Material

Any table or material published in this release may be reproduced and published without the Fiji Bureau of Statistics' prior approval. However, the source of information should always be identified and acknowledged in all modes of presentation.